

Schémas d'applications pour le mastic coupe-feu acrylique CFS-S ACR



Applications pour eau potable

- | | |
|--|-------------------------|
| • Tube cuivre en cloison épaisseur 100 mm | POT-FW-MP-0001-4 |
| • Tube cuivre en voile rigide épaisseur 100 mm | POT-RW-MP-0013-16 |
| • Tube cuivre en dalle rigide épaisseur 150 mm | POT-RF-MP-0026-31 |
| • Tube acier inoxydable en cloison épaisseur 100 mm | POT-FW-MP-0005/6/10/11 |
| • Tube acier inoxydable en voile rigide épaisseur 100 mm | POT-RW-MP-0017/18/20/21 |
| • Tube acier inoxydable en dalle rigide épaisseur 150 mm | POT-RF-MP-0032-35/38/39 |

*) Tous les schémas sont également disponibles sur demande en format DWG pour faciliter l'insertion sur des plans.



CONTENTS

Metal Pipe in a flexible wall

ID

POT-FW-MP-0001

FIRESTOP ACRYLIC SEALANT

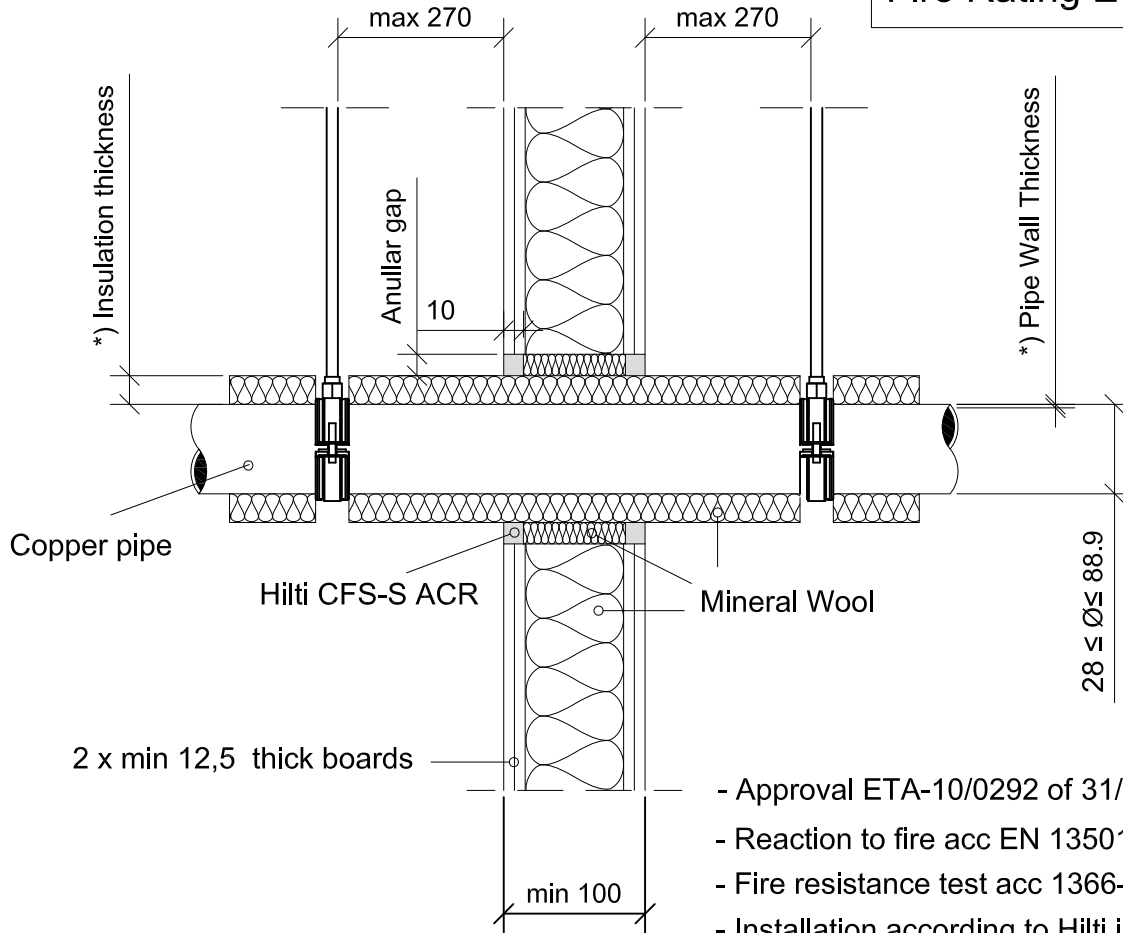
0001_01

REV
00

No scale

All units are in millimetres

Fire Rating EI 120 C/U



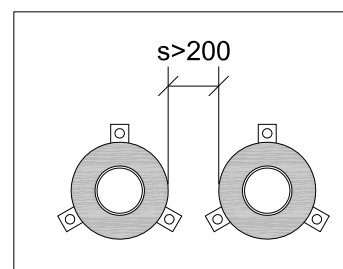
*) Pipe wall thickness and insulation

Pipe Ø	Pipe Wall Thickness	Insulation Thickness	Other criteria description
28-42	1.0/1.5-14.2	≥ 20	Interrupted or sustained insulation
42-88.9	1.5/2.0-14.2	≥ 40	Interrupted

Sound Insulation for flexible wall

$$D_{n,w} = 53 \text{ dB}$$

$$R_w = 60 \text{ dB}$$



Minimum distance between seals



CONTENTS

Metal Pipe in a flexible wall

ID

POT-FW-MP-0002

FIRESTOP ACRYLIC SEALANT

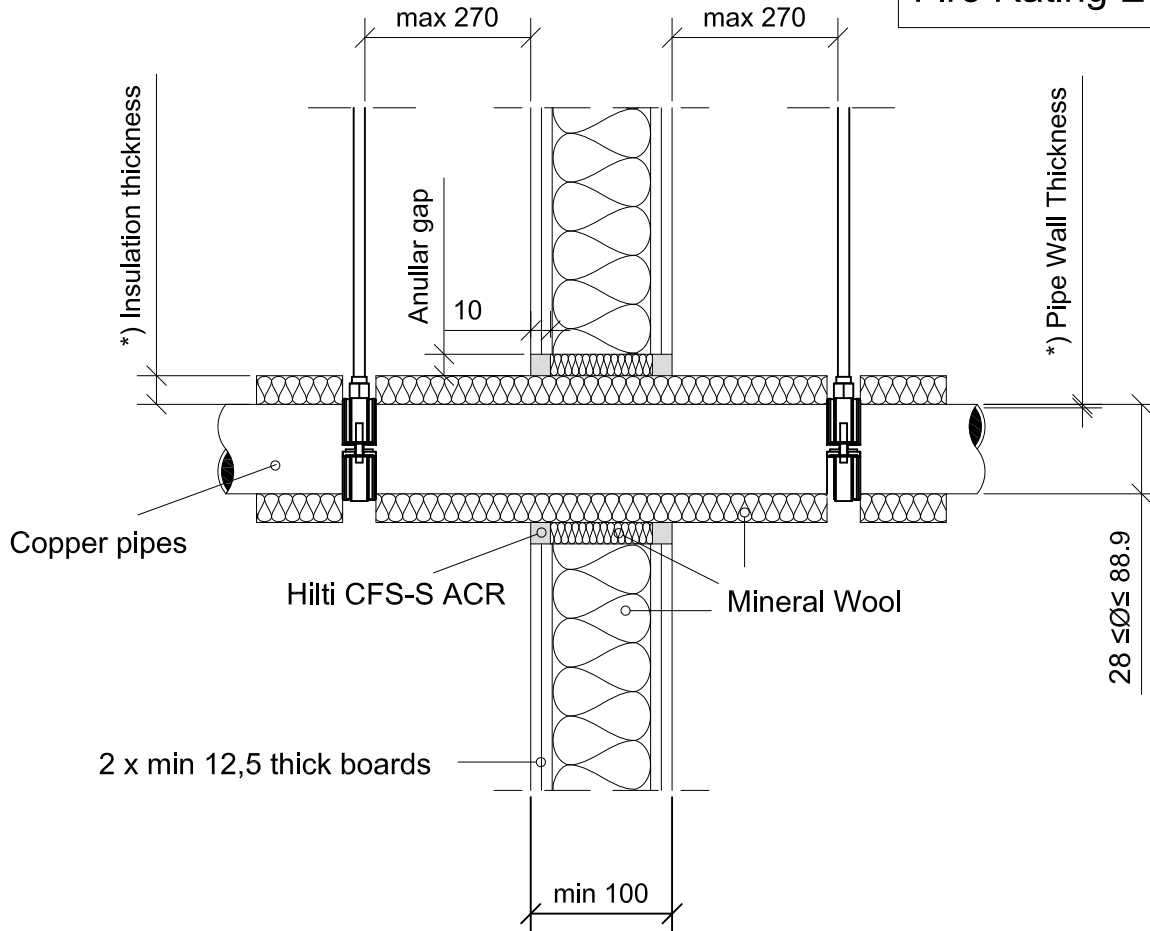
0002_01

REV
00

No scale

All units are in millimetres

Fire Rating EI 120 C/U



*) Pipe wall thickness and insulation

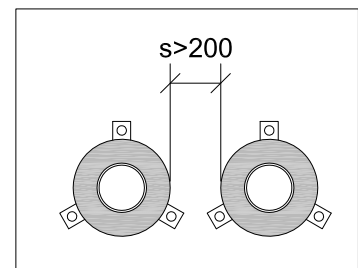
Pipe Ø	Pipe Wall Thickness	Insulation Thickness	Insulation	Length on each side
28-42	1.0/1.5-14.2	20	Sustained	≥ 450
28-42	1.0/1.5-14.2	20	Interrupted	≥ 500
42	1.5-14.2	20-40	Sustained	≥ 500
42	1.5-14.2	20-40	Interrupted	≥ 500
42-88.9	1.5/2.0-14.2	40	Interrupted	≥ 500
88.9	2.0-14.2	40	Interrupted	≥ 700

Sound Insulation for flexible wall

$$D_{n,w} = 53 \text{ dB}$$

$$R_w = 60 \text{ dB}$$

- Approval ETA-10/0292 of 31/01/2013
- Reaction to fire acc EN 13501-1
- Fire resistance test acc 1366-3
- Installation according to Hilti instructions



Minimum distance between seals



CONTENTS

Metal Pipe in a flexible wall

ID

POT-FW-MP-0003

FIRESTOP ACRYLIC SEALANT

0003_01

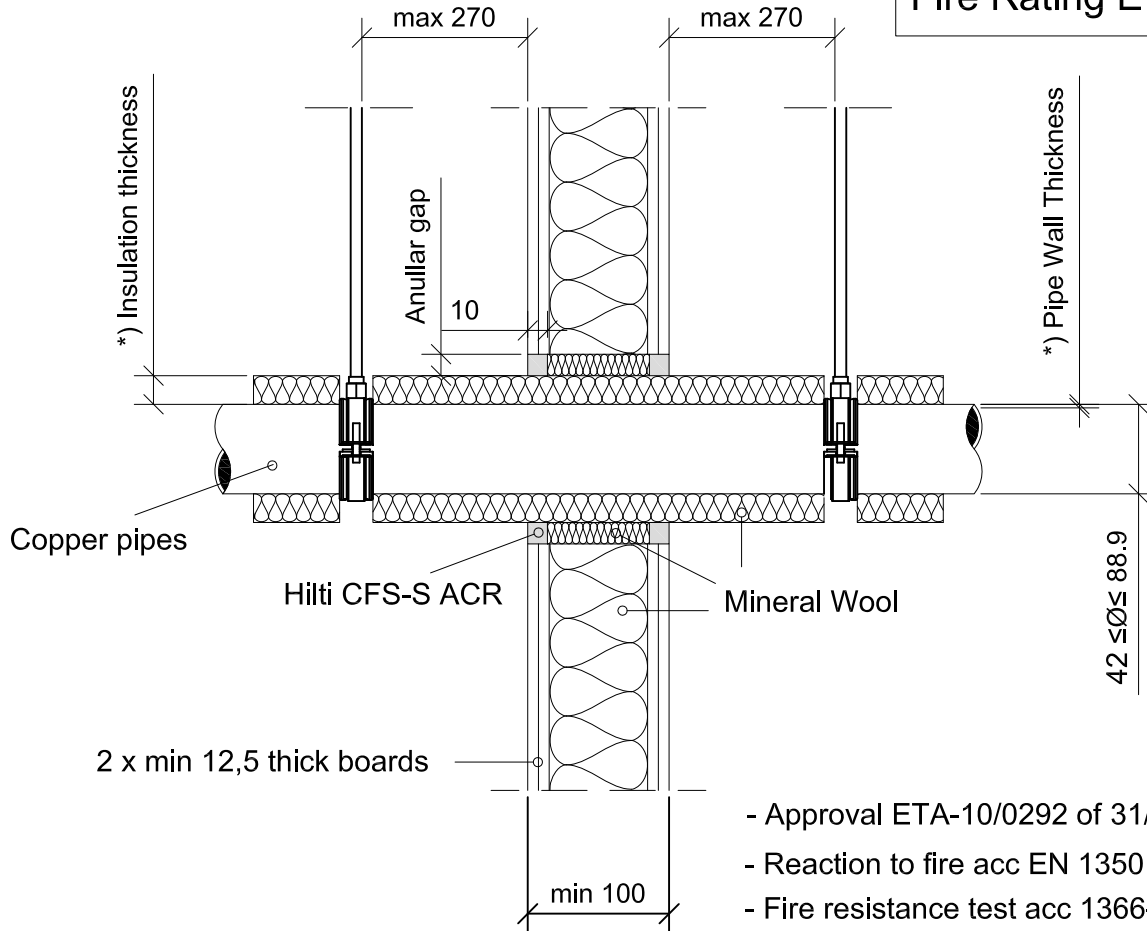
REV

00

No scale

All units are in millimetres

Fire Rating EI 90 C/U



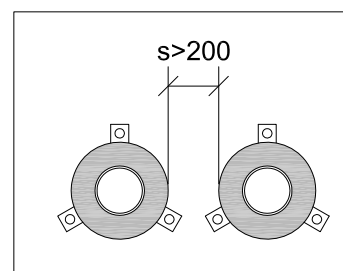
*) Pipe wall thickness and insulation

Pipe Ø	Pipe Wall Thickness	Insulation Thickness	Other criteria description
42-88.9	1.5/2.0-14.2	≥ 40	Sustained insulation

Sound Insulation for flexible wall

$$D_{n,w} = 53 \text{ dB}$$

$$R_w = 60 \text{ dB}$$



Minimum distance between seals



CONTENTS

Metal Pipe in a flexible wall

ID

POT-FW-MP-0004

FIRESTOP ACRYLIC SEALANT

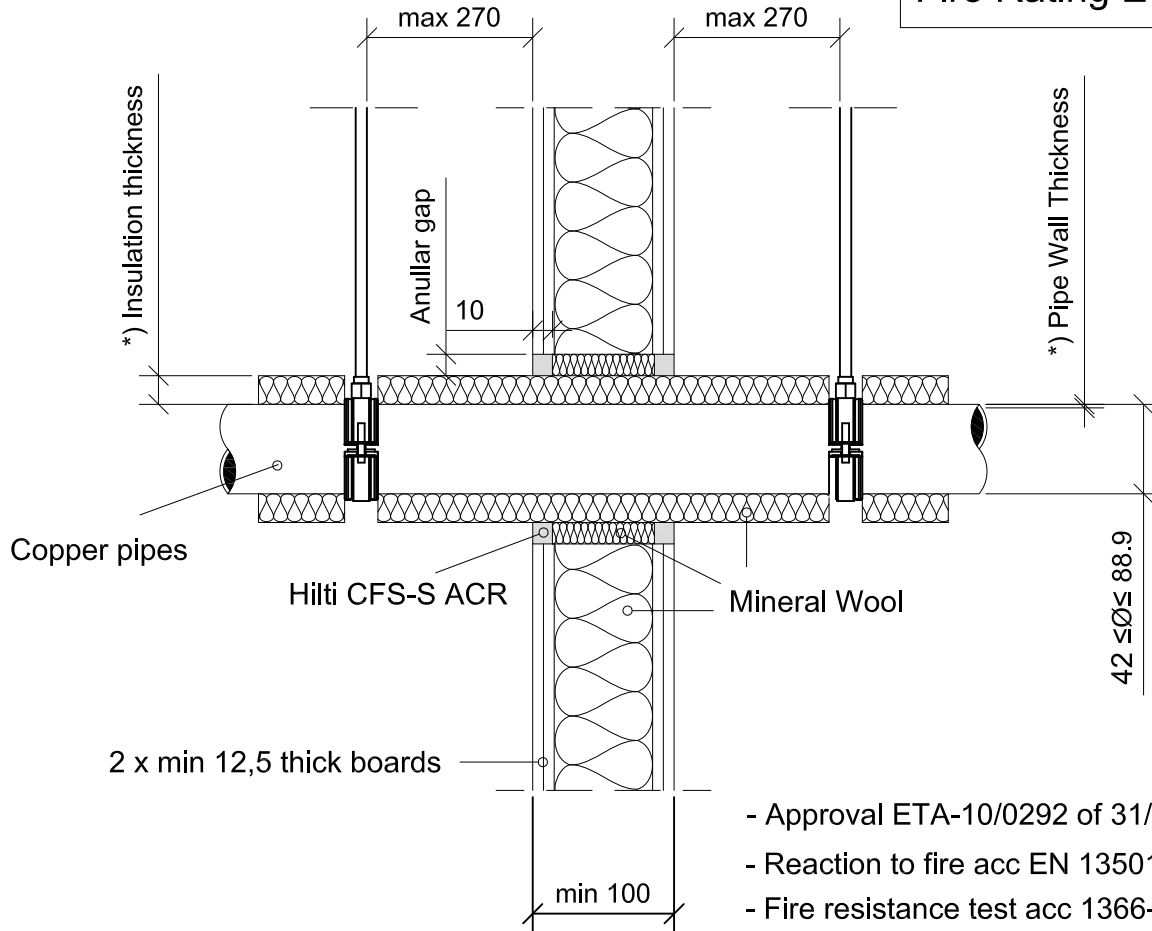
0004_01

REV
00

No scale

All units are in millimetres

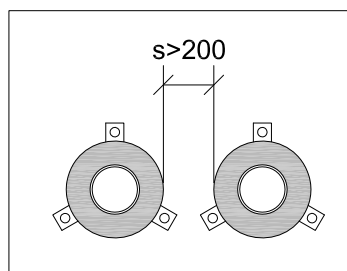
Fire Rating EI 90 C/U



- Approval ETA-10/0292 of 31/01/2013
- Reaction to fire acc EN 13501-1
- Fire resistance test acc 1366-3
- Installation according to Hilti instructions

*) Pipe wall thickness and insulation

Pipe Ø	Pipe Wall Thickness	Insulation Thickness	Insulation	Length on each side
42-88.9	1.5/2.0-14.2	40	Sustained	≥ 500



Minimum distance between seals

Sound Insulation for flexible wall

$D_{n,w} = 53 \text{ dB}$
 $R_w = 60 \text{ dB}$



CONTENTS

Metal Pipe in a flexible wall

ID

POT-FW-MP-0005

FIRESTOP ACRYLIC SEALANT

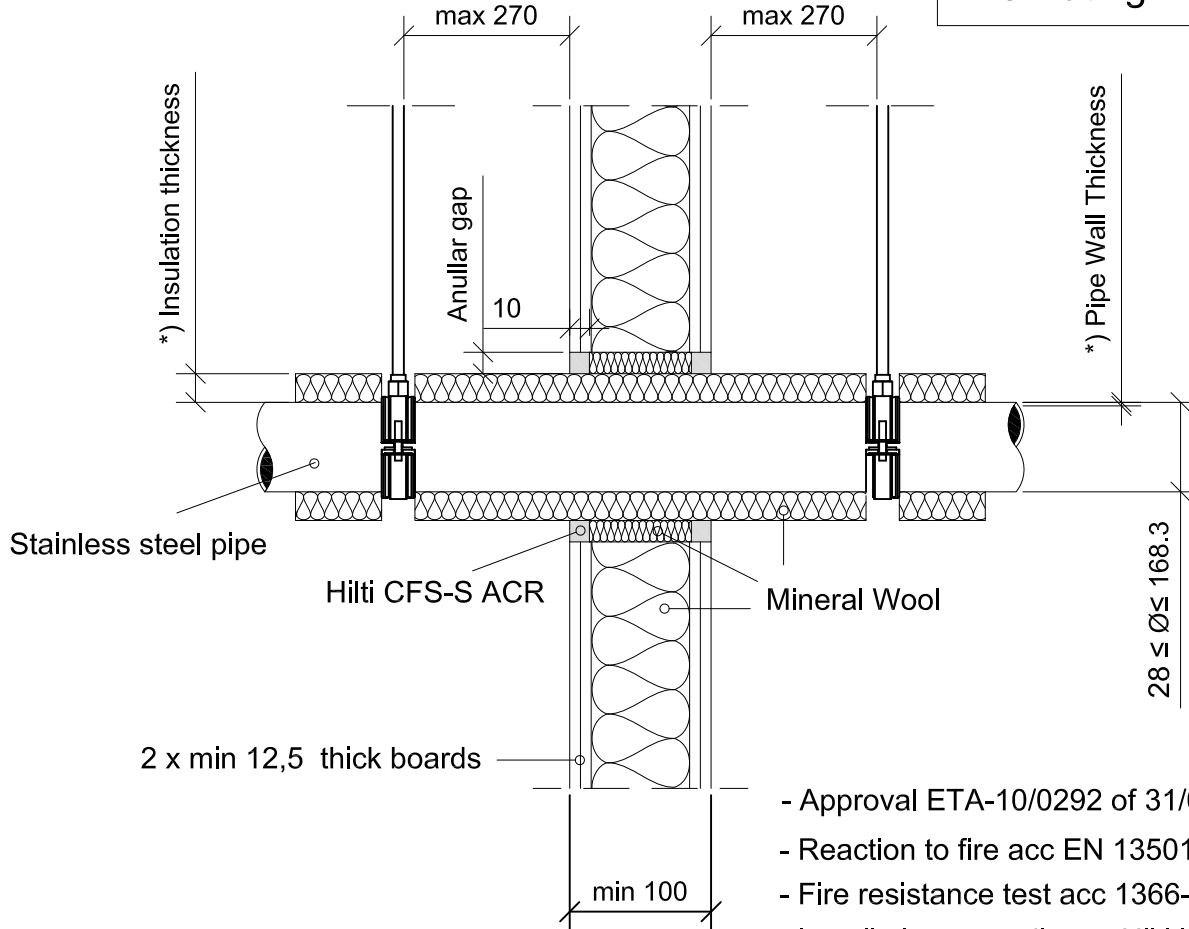
0005_01

REV
00

No scale

All units are in millimetres

Fire Rating EI 120 C/U



- Approval ETA-10/0292 of 31/01/2013
- Reaction to fire acc EN 13501-1
- Fire resistance test acc 1366-3
- Installation according to Hilti instructions

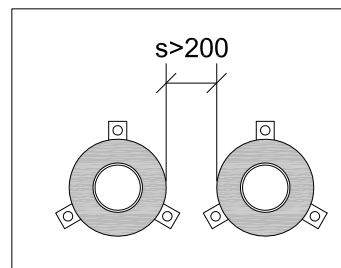
*) Pipe wall and insulation thickness

Pipe Ø	Pipe Wall Thickness	Insulation Thickness	Other criteria description
28-42	1.0/1.5-14.2	≥ 20	Interrupted or sustained insulation
42-88.9	1.5/2.0-14.2	≥ 40	Interrupted
26.9-48.3	1.4/1.6-14.2	≥ 20	Interrupted or sustained insulation
26.9-168.3	1.4/2.6-14.2	≥ 40	Interrupted or sustained insulation

Sound Insulation for flexible wall

$$D_{n,w} = 53 \text{ dB}$$

$$R_w = 60 \text{ dB}$$



Minimum distance between seals



CONTENTS

Metal Pipe in a flexible wall

ID

POT-FW-MP-0006

FIRESTOP ACRYLIC SEALANT

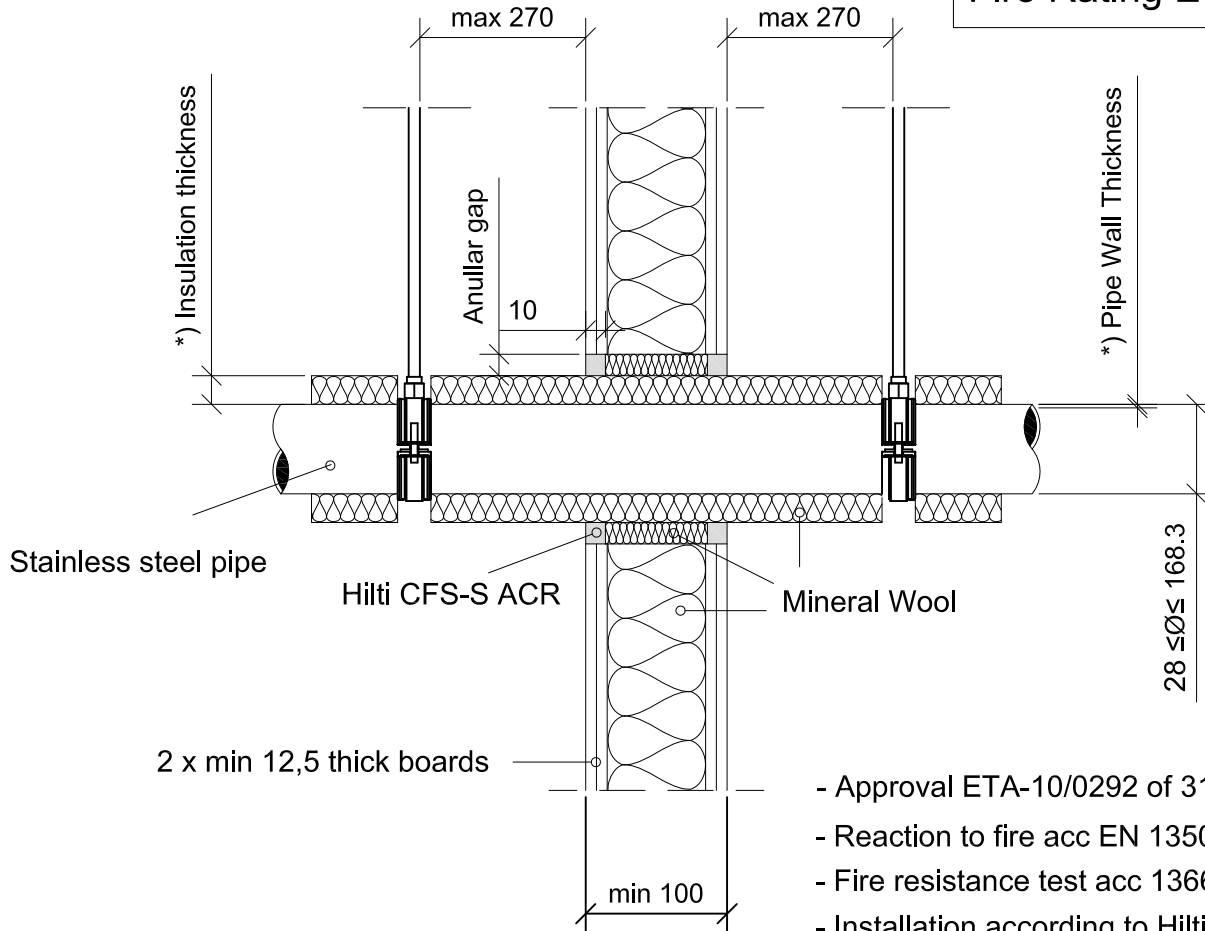
0006_01

REV
00

No scale

All units are in millimetres

Fire Rating EI 120 C/U



- Approval ETA-10/0292 of 31/01/2013
- Reaction to fire acc EN 13501-1
- Fire resistance test acc 1366-3
- Installation according to Hilti instructions

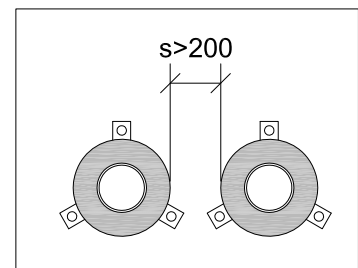
*) Pipe wall and insulation thickness

Pipe Ø	Pipe Wall Thickness	Insulation Thickness	Insulation	Length on each side
28-42	1.0/1.5-14.2	20	Sustained	≥ 450
28-42	1.0/1.5-14.2	20	Interrupted	≥ 500
42	1.5-14.2	20-40	Sustained	≥ 500
42	1.5-14.2	20-40	Interrupted	≥ 500
42-88.9	1.5/2.0-14.2	40	Interrupted	≥ 500
88.9	2.0-14.2	40	Interrupted	≥ 700
26.9-48.3	1.4/1.6-14.2	20	Sustained	≥ 450
26.9-48.3	1.4/1.6-14.2	20	Interrupted	≥ 500
48.3	1.6-14.2	20-40	Sustained	≥ 500
48.3-168.3	1.6/2.6-14.2	40	Sustained	≥ 700
168.3	4.5-14.2	40	Interrupted	≥ 500
168.3	2.6-14.2	40	Interrupted	≥ 700

Sound Insulation for flexible wall

$$D_{n,w} = 53 \text{ dB}$$

$$R_w = 60 \text{ dB}$$



Minimum distance between seals



CONTENTS

Metal Pipe in a flexible wall

ID

POT-FW-MP-0010

FIRESTOP ACRYLIC SEALANT

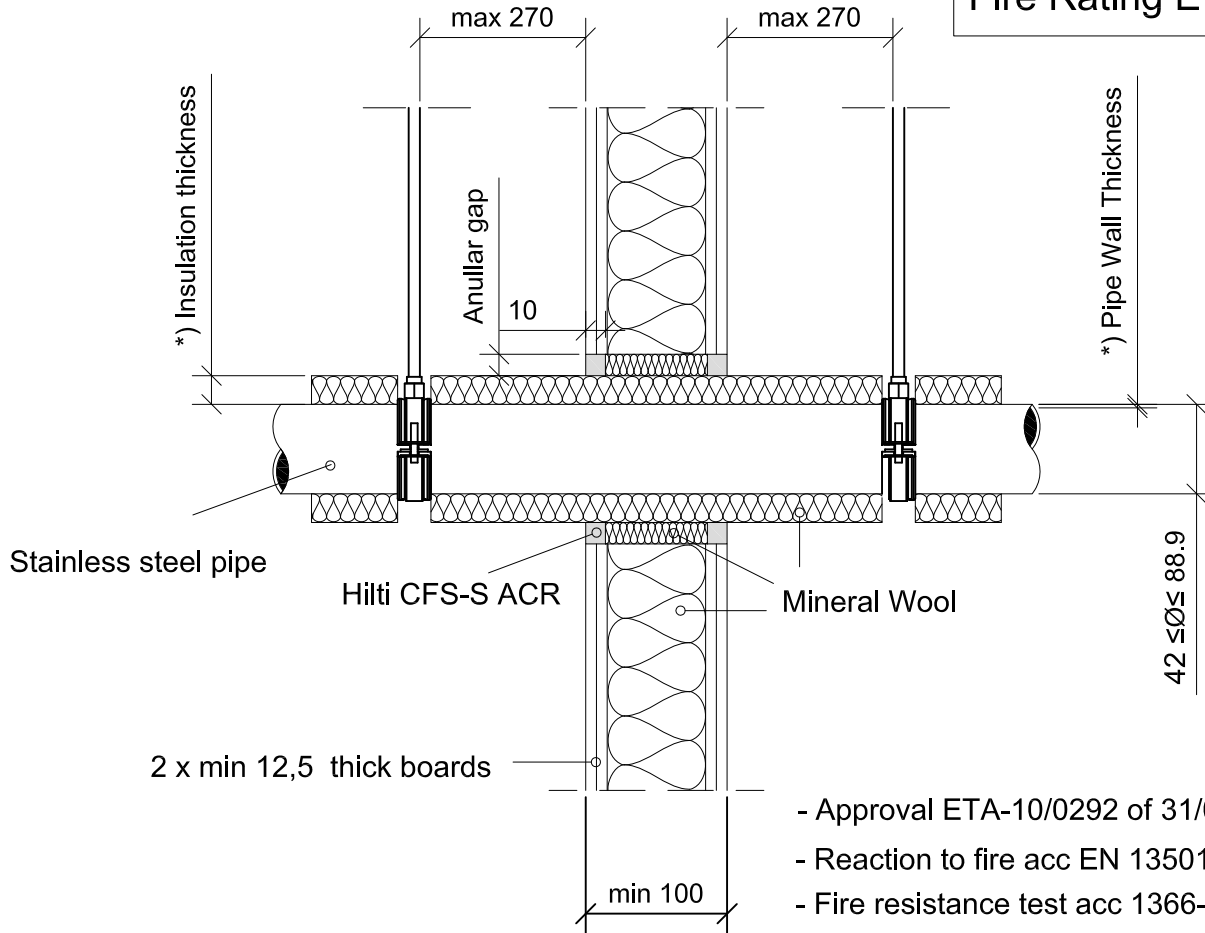
0010_01

REV
00

No scale

All units are in millimetres

Fire Rating EI 90 C/U



- Approval ETA-10/0292 of 31/01/2013
- Reaction to fire acc EN 13501-1
- Fire resistance test acc 1366-3
- Installation according to Hilti instructions

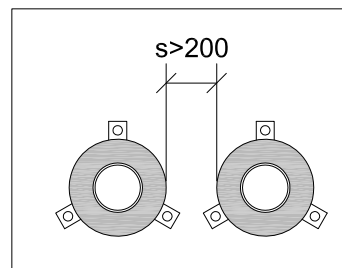
*) Pipe wall and insulation thickness

Pipe Ø	Pipe Wall Thickness	Insulation Thickness	Other criteria description
42-88.9	1.5/2.0-14.2	≥ 40	Sustained insulation

Sound Insulation for flexible wall

$$D_{n,w} = 53 \text{ dB}$$

$$R_w = 60 \text{ dB}$$



Minimum distance between seals



CONTENTS

Metal Pipe in a flexible wall

ID

POT-FW-MP-0011

FIRESTOP ACRYLIC SEALANT

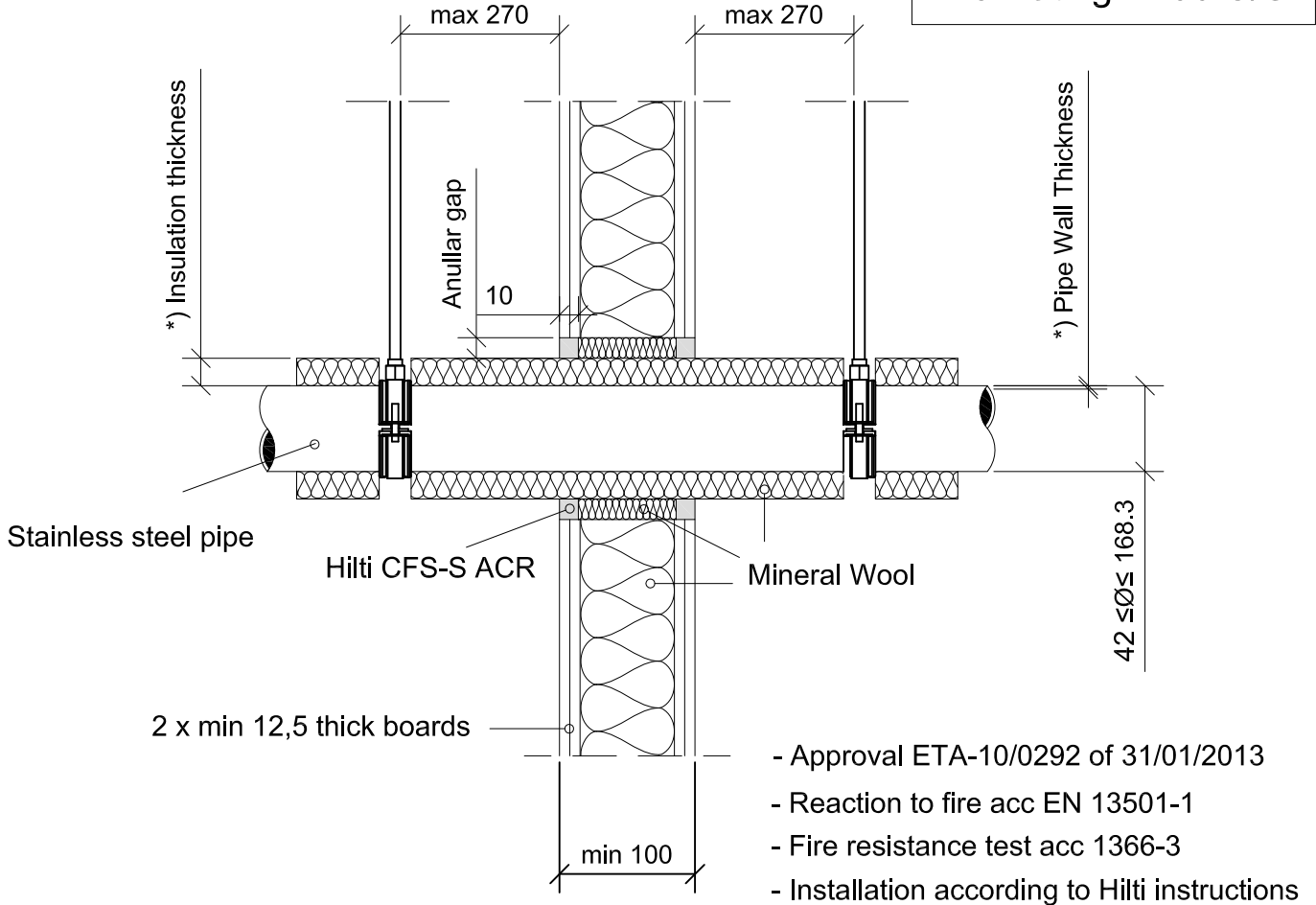
0011_01

REV
00

No scale

All units are in millimetres

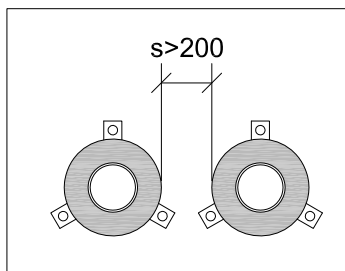
Fire Rating EI 90 C/U



- Approval ETA-10/0292 of 31/01/2013
- Reaction to fire acc EN 13501-1
- Fire resistance test acc 1366-3
- Installation according to Hilti instructions

*) Pipe wall and insulation thickness

Pipe Ø	Pipe Wall Thickness	Insulation Thickness	Insulation	Length on each side
42-88.9	1.5/2.0-14.2	40	Sustained	≥ 500
48.3-168.3	1.6/2.6-14.2	40	Sustained	≥ 450
48.3-168.3	1.6/2.6-14.2	40	Interrupted	≥ 700
168.3	2.6-4.5	40	Interrupted	≥ 500



Minimum distance between seals

Sound Insulation for flexible wall

$D_{n,w} = 53 \text{ dB}$
 $R_w = 60 \text{ dB}$



CONTENTS

Metal Pipe in a rigid wall

ID

POT-RW-MP-0013

FIRESTOP ACRYLIC SEALANT

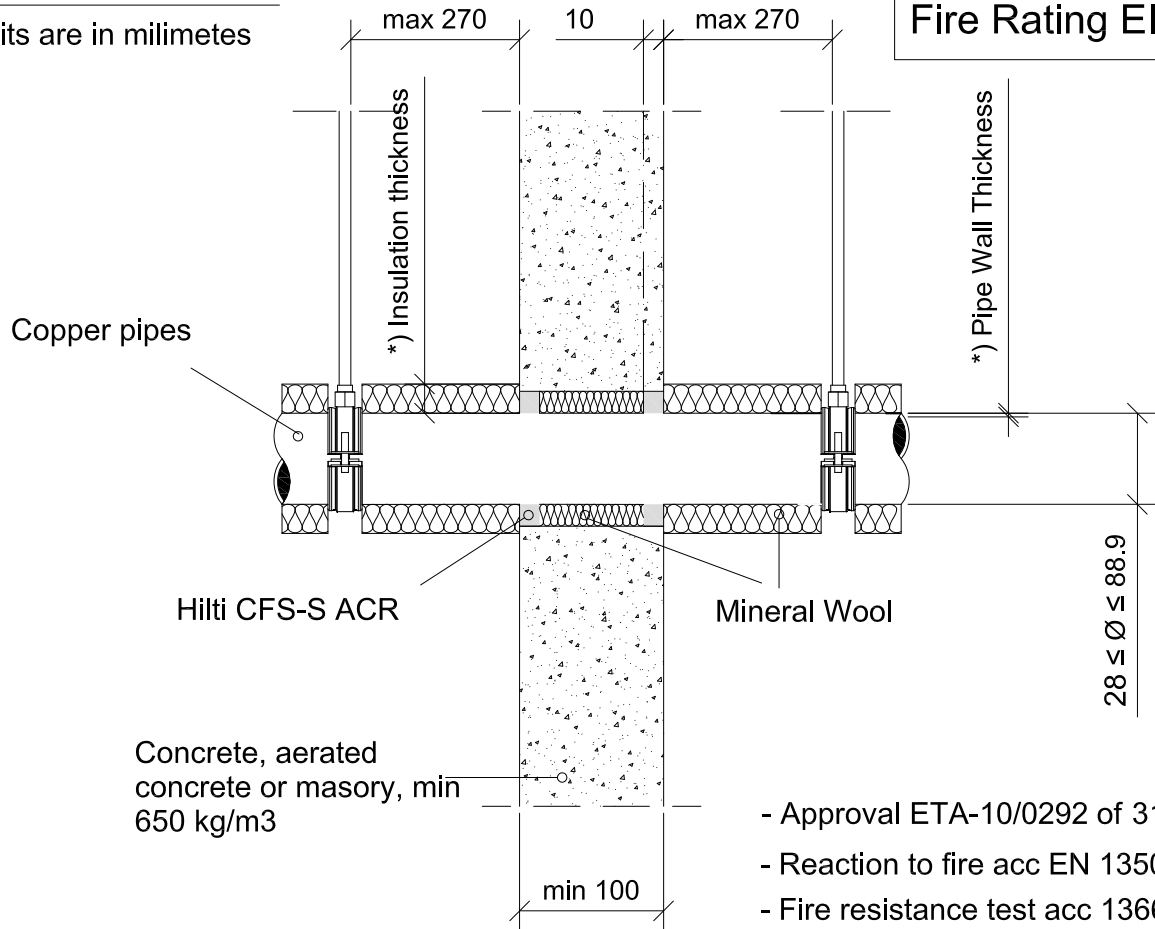
0013_01

REV 00

No scale

All units are in millimetres

Fire Rating EI 120 C/U



- Approval ETA-10/0292 of 31/01/2013
- Reaction to fire acc EN 13501-1
- Fire resistance test acc 1366-3
- Installation according to Hilti instructions

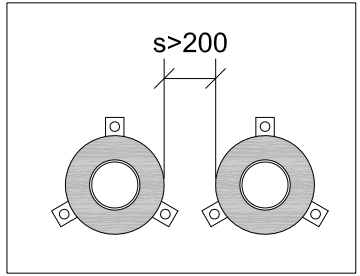
*) Pipe wall thickness and insulation

Pipe Ø	Pipe Wall Thickness	Insulation Thickness	Other criteria description
28-42	1.0/1.5-14.2	≥ 20	Interrupted or sustained insulation
42-88.9	1.5/2.0-14.2	≥ 40	Interrupted

Sound Insulation for rigid wall

$$D_{n,w} = 51 \text{ dB}$$

$$R_w = 58 \text{ dB}$$



Minimum distance between seals



CONTENTS

Metal Pipe in a rigid wall

ID

POT-RW-MP-0014

FIRESTOP ACRYLIC SEALANT

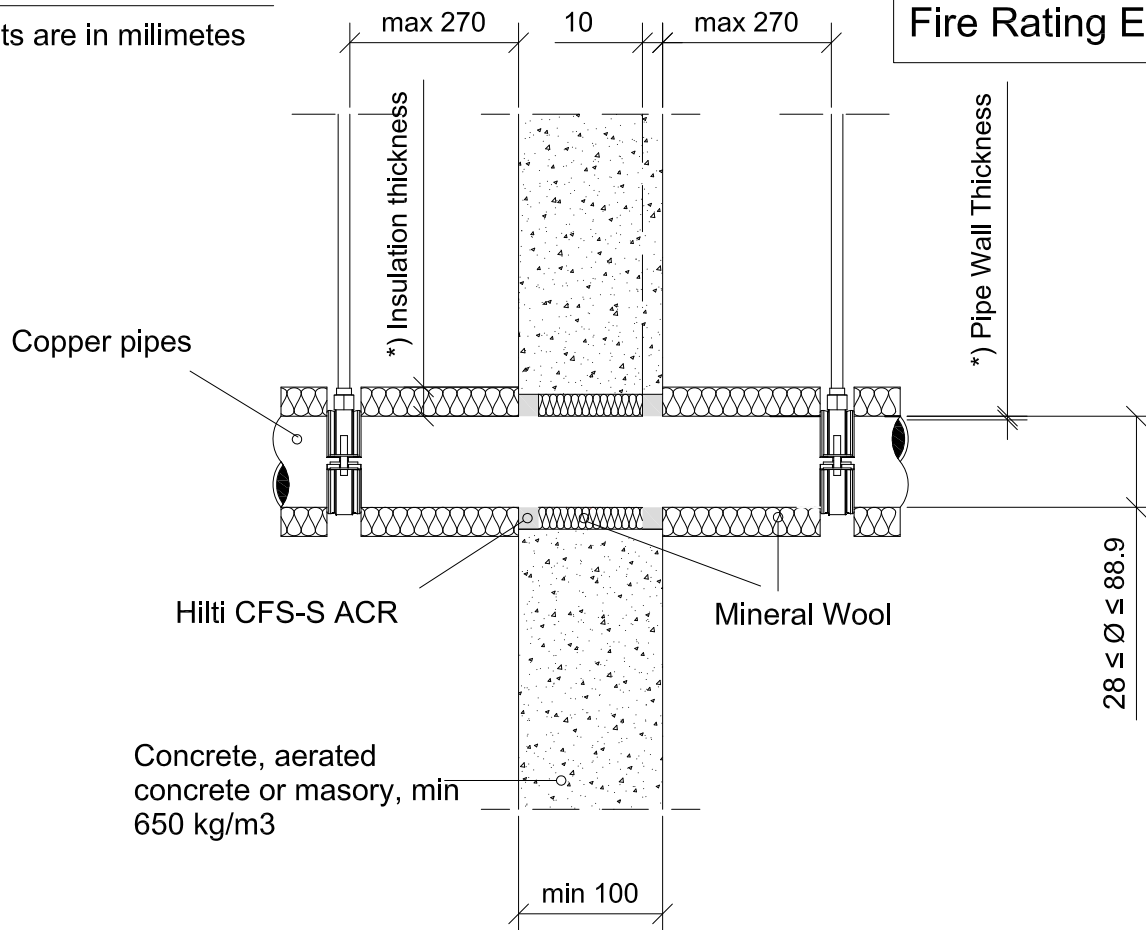
0014_01

REV 00

No scale

All units are in millimetres

Fire Rating EI 120 C/U



*) Pipe wall thickness and insulation

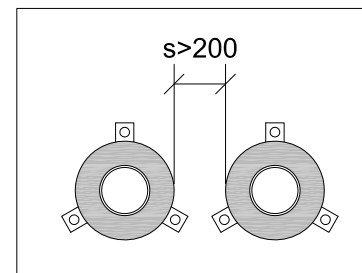
Pipe Ø	Pipe Wall Thickness	Insulation Thickness	Insulation	Length on each side
28-42	1.0/1.5-14.2	20	Sustained	≥ 450
28-42	1.0/1.5-14.2	20	Interrupted	≥ 500
42	1.5-14.2	20-40	Sustained	≥ 500
42	1.5-14.2	20-40	Interrupted	≥ 500
42-88.9	1.5/2.0-14.2	40	Interrupted	≥ 500
88.9	2.0-14.2	40	Interrupted	≥ 700

Sound Insulation for rigid wall

$$D_{n,w} = 51 \text{ dB}$$

$$R_w = 58 \text{ dB}$$

- Approval ETA-10/0292 of 31/01/2013
- Reaction to fire acc EN 13501-1
- Fire resistance test acc 1366-3
- Installation according to Hilti instructions



Minimum distance between seals



CONTENTS

Metal Pipe in a rigid wall

ID

POT-RW-MP-0015

FIRESTOP ACRYLIC SEALANT

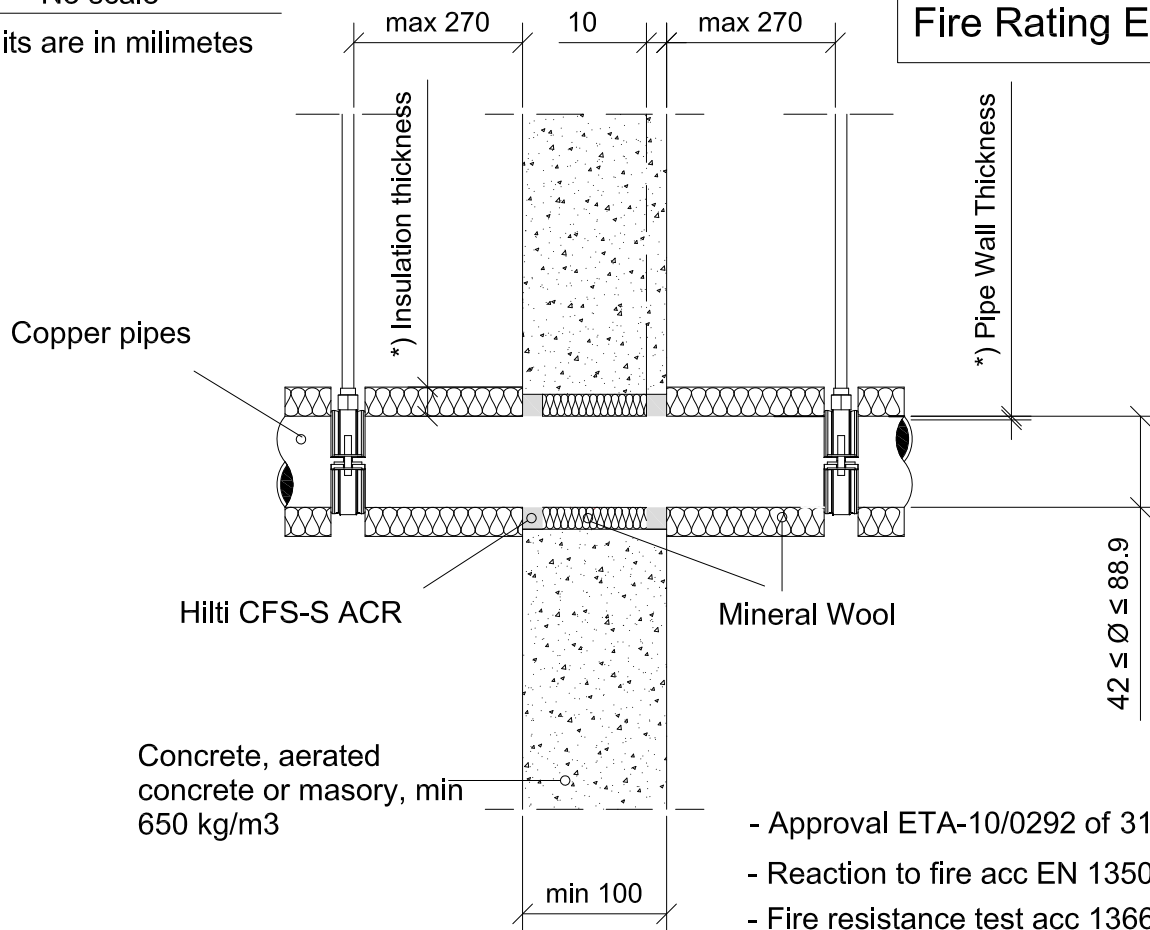
0015_01

REV 00

No scale

All units are in millimetres

Fire Rating EI 90 C/U



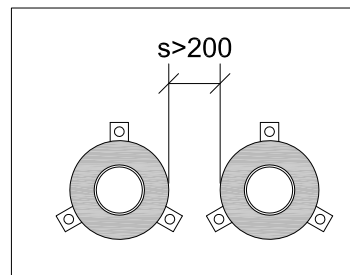
- Approval ETA-10/0292 of 31/01/2013
- Reaction to fire acc EN 13501-1
- Fire resistance test acc 1366-3
- Installation according to Hilti instructions

*) Pipe wall and insulation thickness

Pipe Ø	Pipe Wall Thickness	Insulation Thickness	Other criteria description
42-88.9	1.5/2.0-14.2	≥ 40	Sustained insulation

Sound Insulation for rigid wall

$D_{n,w} = 51 \text{ dB}$
 $R_w = 58 \text{ dB}$



Minimum distance between seals



CONTENTS

Metal Pipe in a rigid wall

ID

POT-RW-MP-0016

FIRESTOP ACRYLIC SEALANT

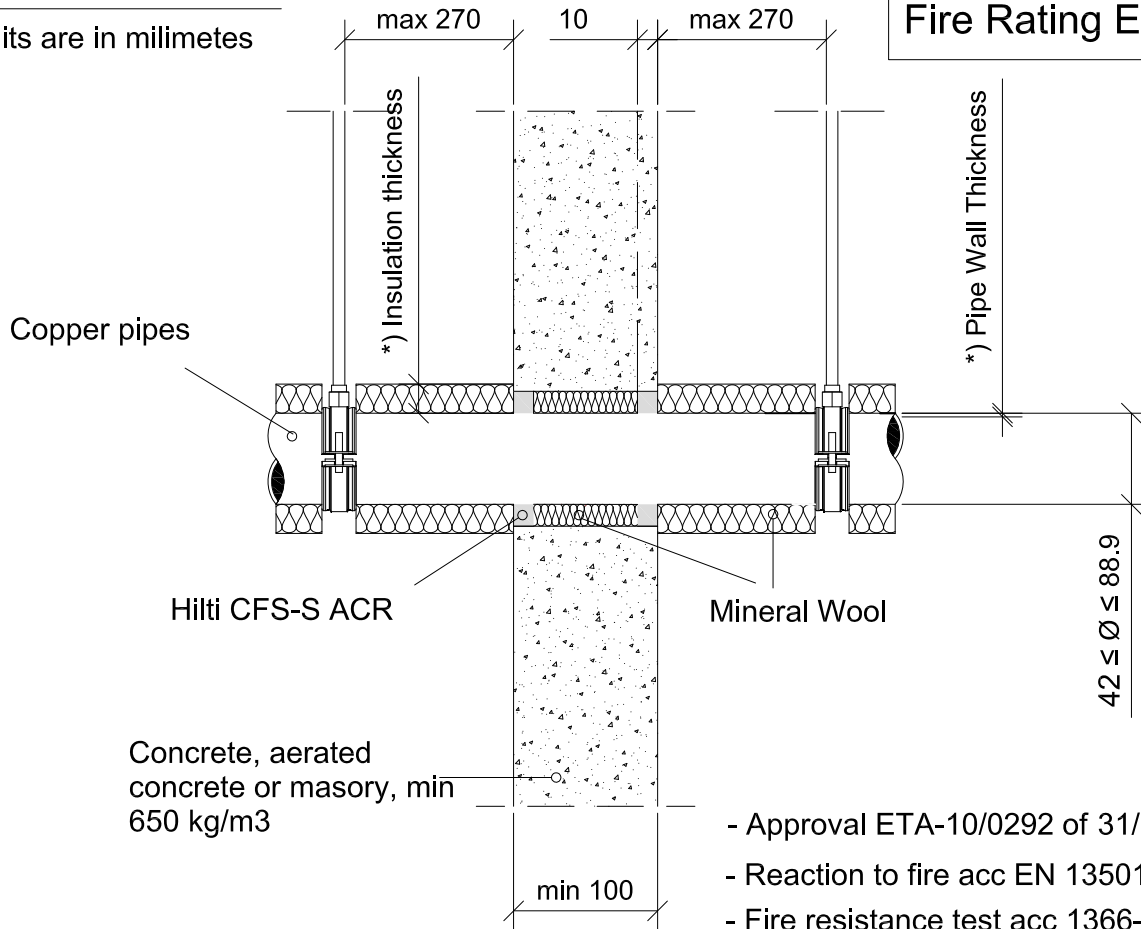
0016_01

REV 00

No scale

All units are in millimetres

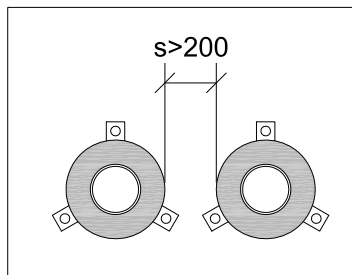
Fire Rating EI 90 C/U



- Approval ETA-10/0292 of 31/01/2013
- Reaction to fire acc EN 13501-1
- Fire resistance test acc 1366-3
- Installation according to Hilti instructions

*) Pipe wall thickness and insulation

Pipe Ø	Pipe Wall Thickness	Insulation Thickness	Insulation	Length on each side
42-88.9	1.5/2.0-14.2	40	Sustained	≥ 500



Minimum distance between seals

Sound Insulation for rigid wall

$D_{n,w}$	= 51 dB
R_w	= 58 dB



CONTENTS

Metal Pipe in a rigid wall

ID

POT-RW-MP-0017

FIRESTOP ACRYLIC SEALANT

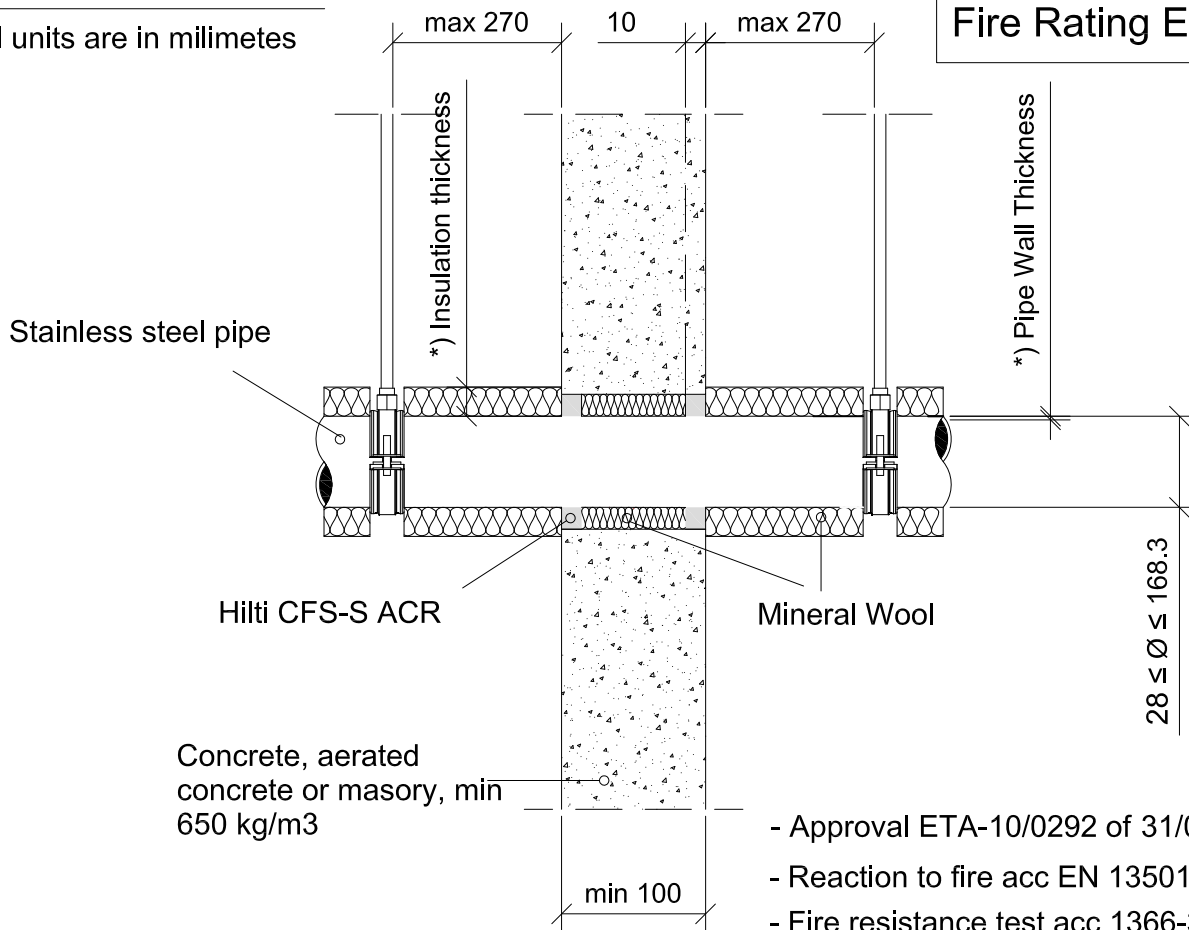
0017_01

REV 00

No scale

All units are in millimetres

Fire Rating EI 120 C/U



- Approval ETA-10/0292 of 31/01/2013
- Reaction to fire acc EN 13501-1
- Fire resistance test acc 1366-3
- Installation according to Hilti instructions

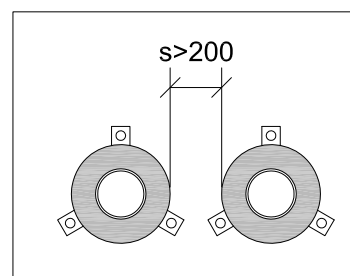
*) Pipe wall thickness and insulation

Pipe Ø	Pipe Wall Thickness	Insulation Thickness	Other criteria description
28-42	1.0/1.5-14.2	≥ 20	Interrupted or sustained insulation
42-88.9	1.5/2.0-14.2	≥ 40	Interrupted
26.9-48.3	1.4/1.6-14.2	≥ 20	Interrupted or sustained insulation
26.9-168.3	1.4/2.6-14.2	≥ 40	Interrupted or sustained insulation

Sound Insulation for rigid wall

$$D_{n,w} = 51 \text{ dB}$$

$$R_w = 58 \text{ dB}$$



Minimum distance between seals



CONTENTS

Metal Pipe in a rigid wall

ID

POT-RW-MP-0018

FIRESTOP ACRYLIC SEALANT

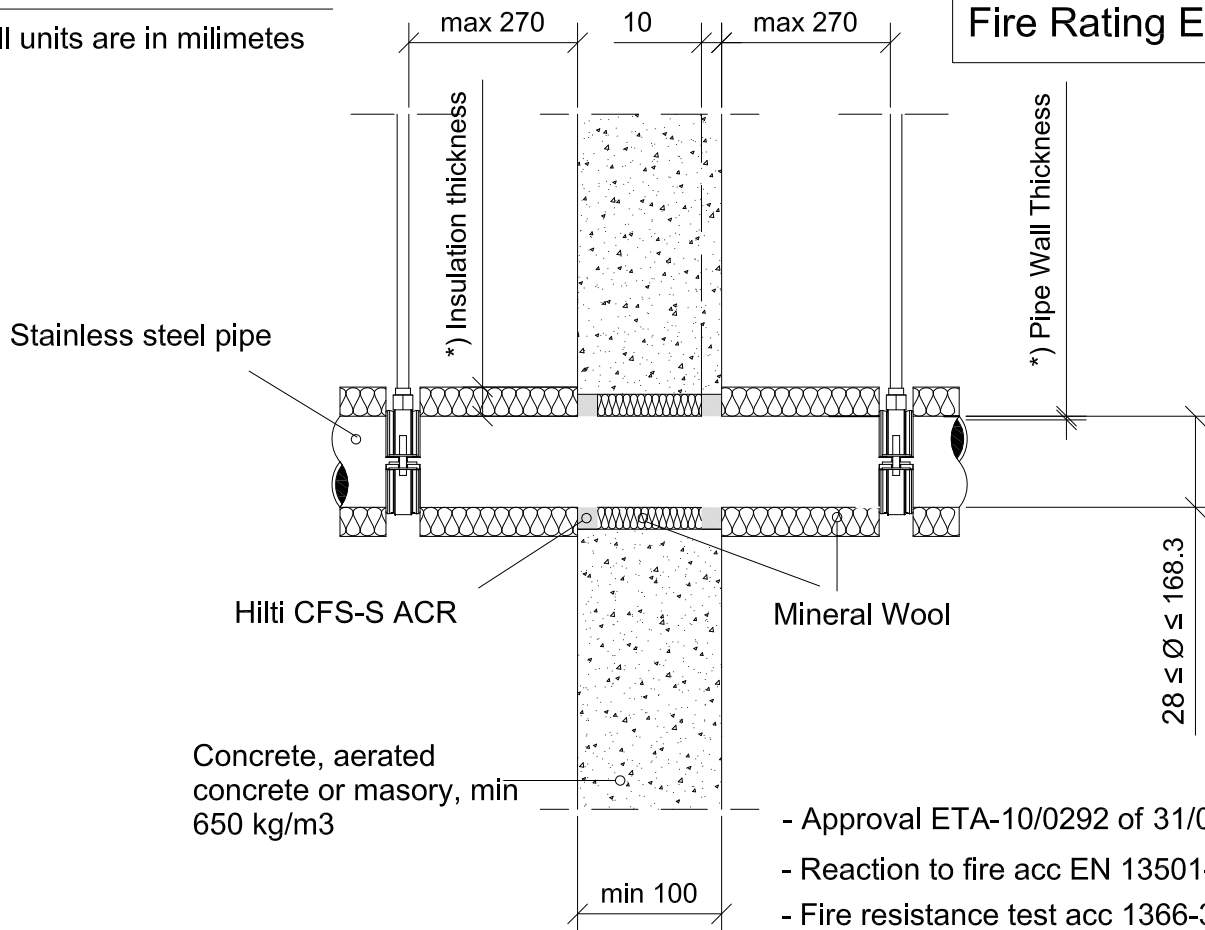
0018_01

REV 00

No scale

All units are in milimetres

Fire Rating EI 120 C/U



Concrete, aerated concrete or masonry, min 650 kg/m³

- Approval ETA-10/0292 of 31/01/2013
- Reaction to fire acc EN 13501-1
- Fire resistance test acc 1366-3
- Installation according to Hilti instructions

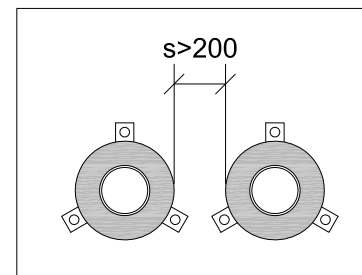
*) Pipe wall thickness and insulation

Pipe Ø	Pipe Wall Thickness	Insulation Thickness	Insulation	Length on each side
28-42	1.0/1.5-14.2	20	Sustained	≥ 450
28-42	1.0/1.5-14.2	20	Interrupted	≥ 500
42	1.5-14.2	20-40	Sustained	≥ 500
42	1.5-14.2	20-40	Interrupted	≥ 500
42-88.9	1.5/2.0-14.2	40	Interrupted	≥ 500
88.9	2.0-14.2	40	Interrupted	≥ 700
26.9-48.3	1.4/1.6-14.2	20	Sustained	≥ 450
26.9-48.3	1.4/1.6-14.2	20	Interrupted	≥ 500
48.3	1.6-14.2	20-40	Sustained	≥ 500
48.3-168.3	1.6/2.6-14.2	40	Sustained	≥ 700
168.3	4.5-14.2	40	Interrupted	≥ 500
168.3	2.6-14.2	40	Interrupted	≥ 700

Sound Insulation for rigid wall

$$D_{n,w} = 51 \text{ dB}$$

$$R_w = 58 \text{ dB}$$



Minimum distance between seals



CONTENTS

Metal Pipe in a rigid wall

ID

POT-RW-MP-0020

FIRESTOP ACRYLIC SEALANT

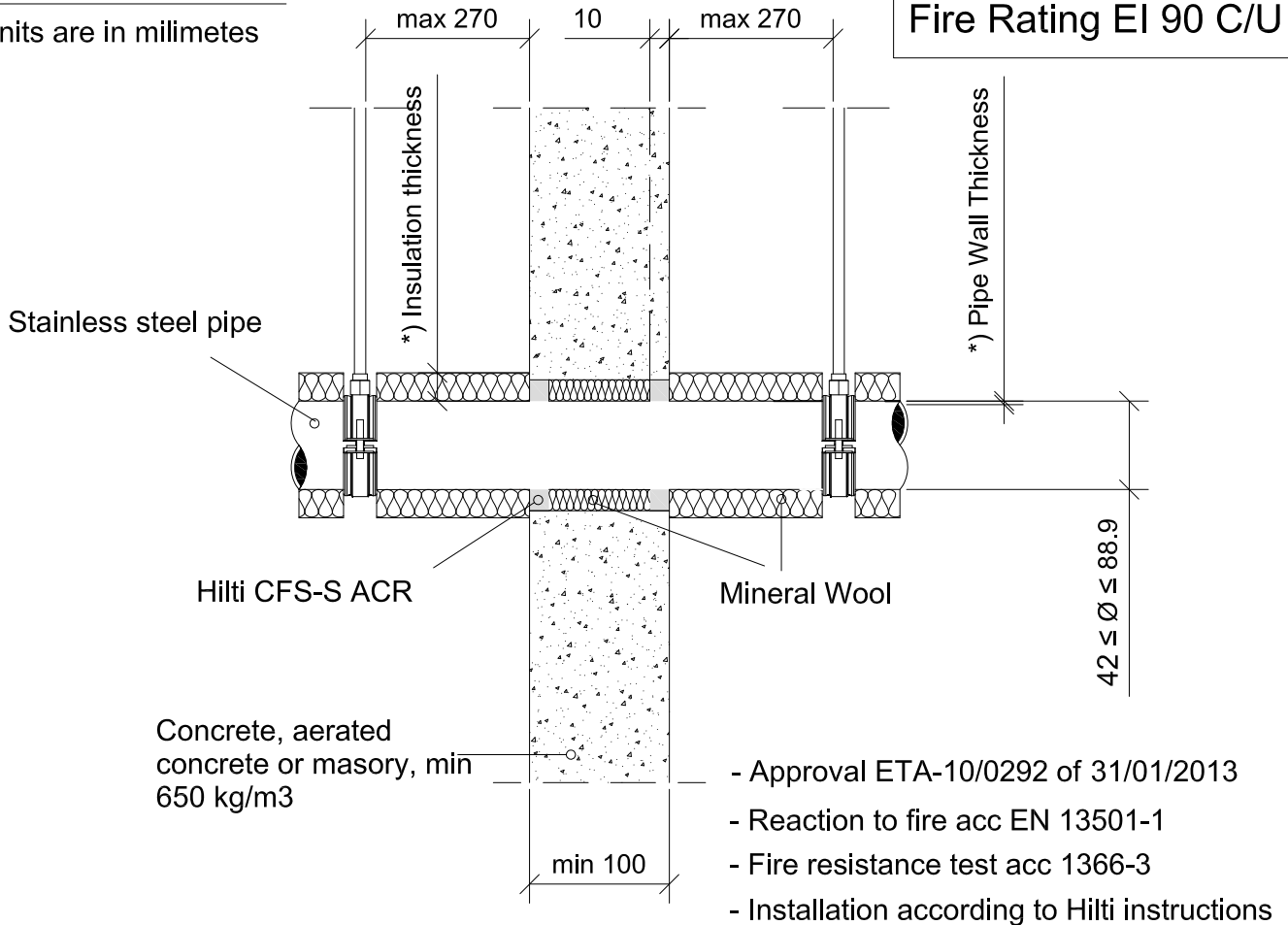
0020_01

REV 00

No scale

All units are in millimetres

Fire Rating EI 90 C/U



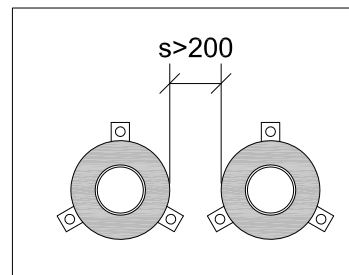
- Approval ETA-10/0292 of 31/01/2013
- Reaction to fire acc EN 13501-1
- Fire resistance test acc 1366-3
- Installation according to Hilti instructions

*) Pipe wall and insulation thickness

Pipe Ø	Pipe Wall Thickness	Insulation Thickness	Other criteria description
42-88.9	1.5/2.0-14.2	≥ 40	Sustained insulation

Sound Insulation for rigid wall

$D_{n,w} = 51 \text{ dB}$
$R_w = 58 \text{ dB}$



Minimum distance between seals



CONTENTS

Metal Pipe in a rigid wall

ID

POT-RW-MP-0021

FIRESTOP ACRYLIC SEALANT

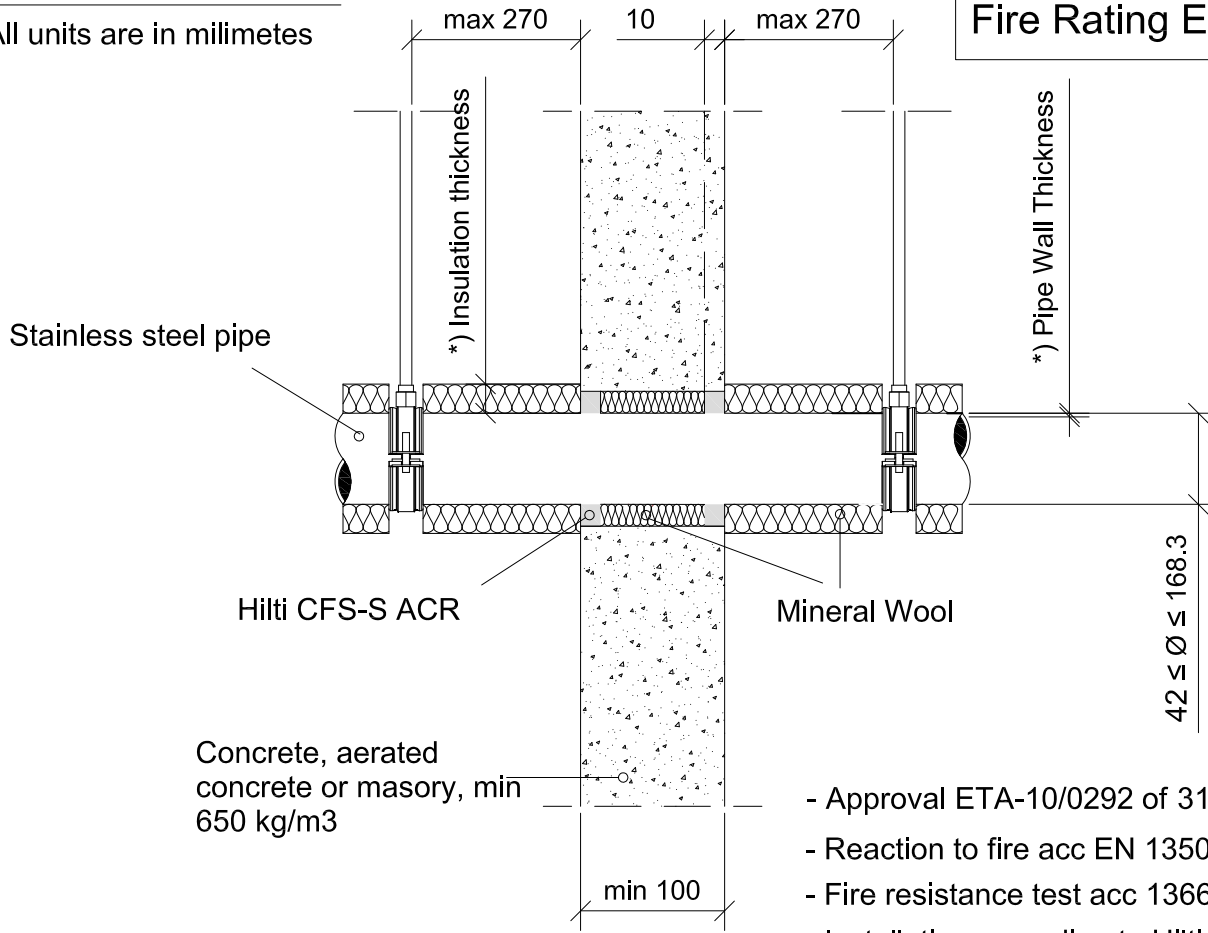
0021_01

REV 00

No scale

All units are in millimetres

Fire Rating EI 90 C/U

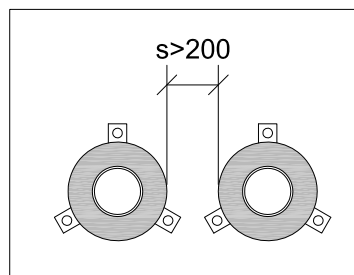


Concrete, aerated concrete or masonry, min 650 kg/m³

- Approval ETA-10/0292 of 31/01/2013
- Reaction to fire acc EN 13501-1
- Fire resistance test acc 1366-3
- Installation according to Hilti instructions

*) Pipe wall thickness and insulation

Pipe Ø	Pipe Wall Thickness	Insulation Thickness	Insulation	Length on each side
42-88.9	1.5/2.0-14.2	40	Sustained	≥ 500
48.3-168.3	1.6/2.6-14.2	40	Sustained	≥ 450
48.3-168.3	1.6/2.6-14.2	40	Interrupted	≥ 700
168.3	2.6-4.5	40	Interrupted	≥ 500



Minimum distance between seals

Sound Insulation for rigid wall

$$D_{n,w} = 51 \text{ dB}$$

$$R_w = 58 \text{ dB}$$



CONTENTS

Metal Pipe in a rigid floor

ID

POT-RF-MP-0026

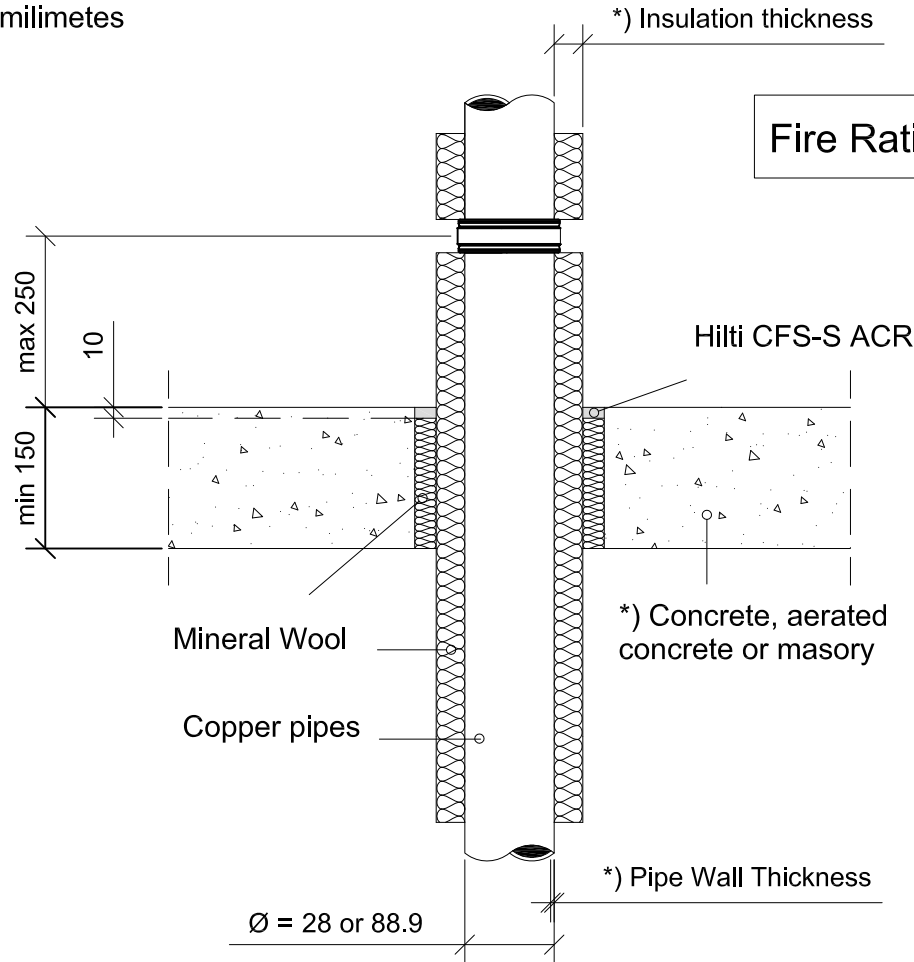
FIRESTOP ACRYLIC SEALANT

0026_01

REV
00

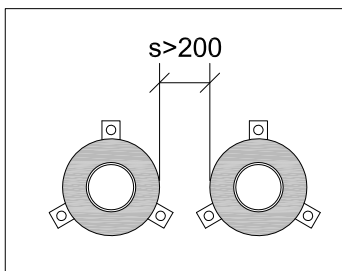
No scale

All units are in millimetres



*) Pipe wall thickness and insulation

Density Base Material	Pipe Ø	Pipe Wall Thickness	Insulation Thickness	Insulation	Seal diameter
≥2400 kg/m ³	28	1.0-14.2	≥20	Sustained	≤ 260
	88.9	2.0-14.2	≥40	Sustained	≤ 260



Minimum distance between seals

- Approval ETA-10/0292 of 31/01/2013
- Reaction to fire acc EN 13501-1
- Fire resistance test acc 1366-3
- Installation according to Hilti instructions



CONTENTS

Metal Pipe in a rigid floor

ID

POT-RF-MP-0027

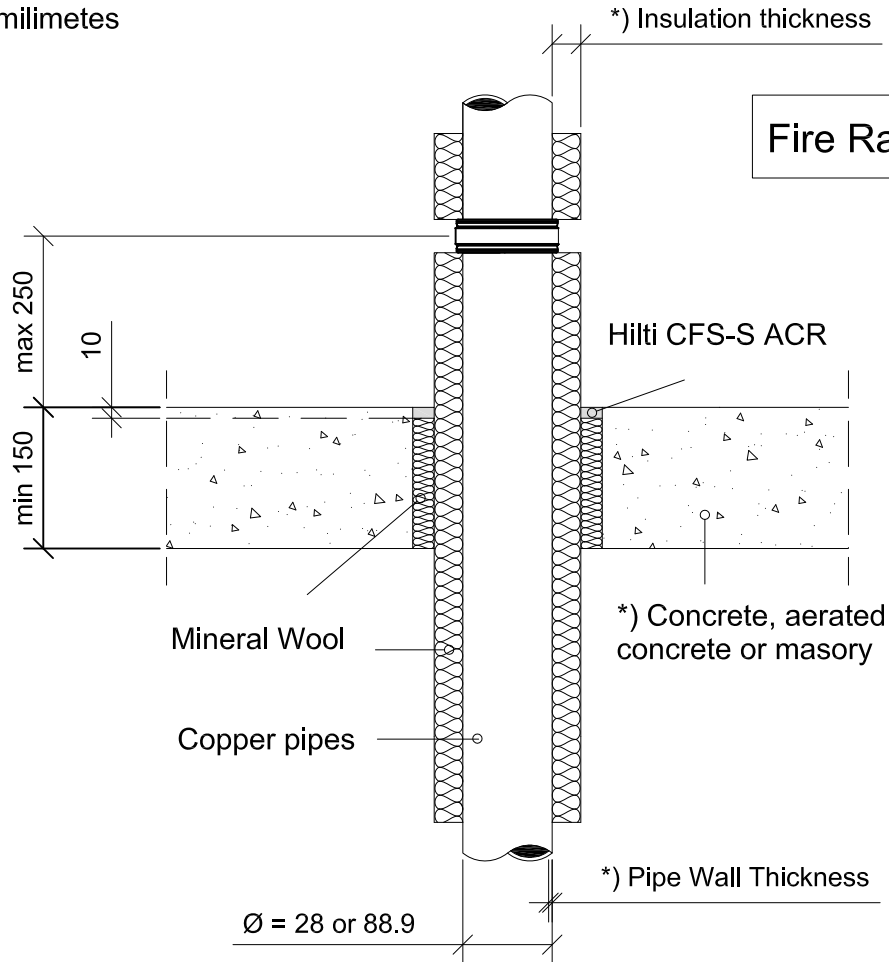
FIRESTOP ACRYLIC SEALANT

0027_01

REV
00

No scale

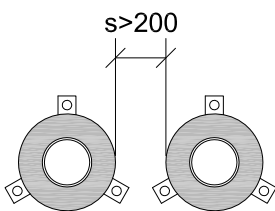
All units are in millimetres



*) Pipe wall thickness and insulation

Density Base Material	Pipe Ø	Pipe Wall Thickness	Insulation Thickness	Insulation	Seal diameter	Length on each side
≥2400 kg/m ³	28	1.0-14.2	20	Sustained	≤ 260	≥425
	88.9	2.0-14.2	40	Sustained	≤ 260	≥700
	88.9	2.0-14.2	40	Interrupted	≤ 260	≥500

Density Base Material	Pipe Ø	Pipe Wall Thickness	Insulation Thickness	Insulation	Annular Space	Length on each side
≥550 kg/m ³	88.9	2.0-14.2	40	Sustained	13-48	≥700



Minimum distance between seals

- Approval ETA-10/0292 of 31/01/2013
- Reaction to fire acc EN 13501-1
- Fire resistance test acc 1366-3
- Installation according to Hilti instructions



CONTENTS

Metal Pipe in a rigid floor

ID

POT-RF-MP-0028

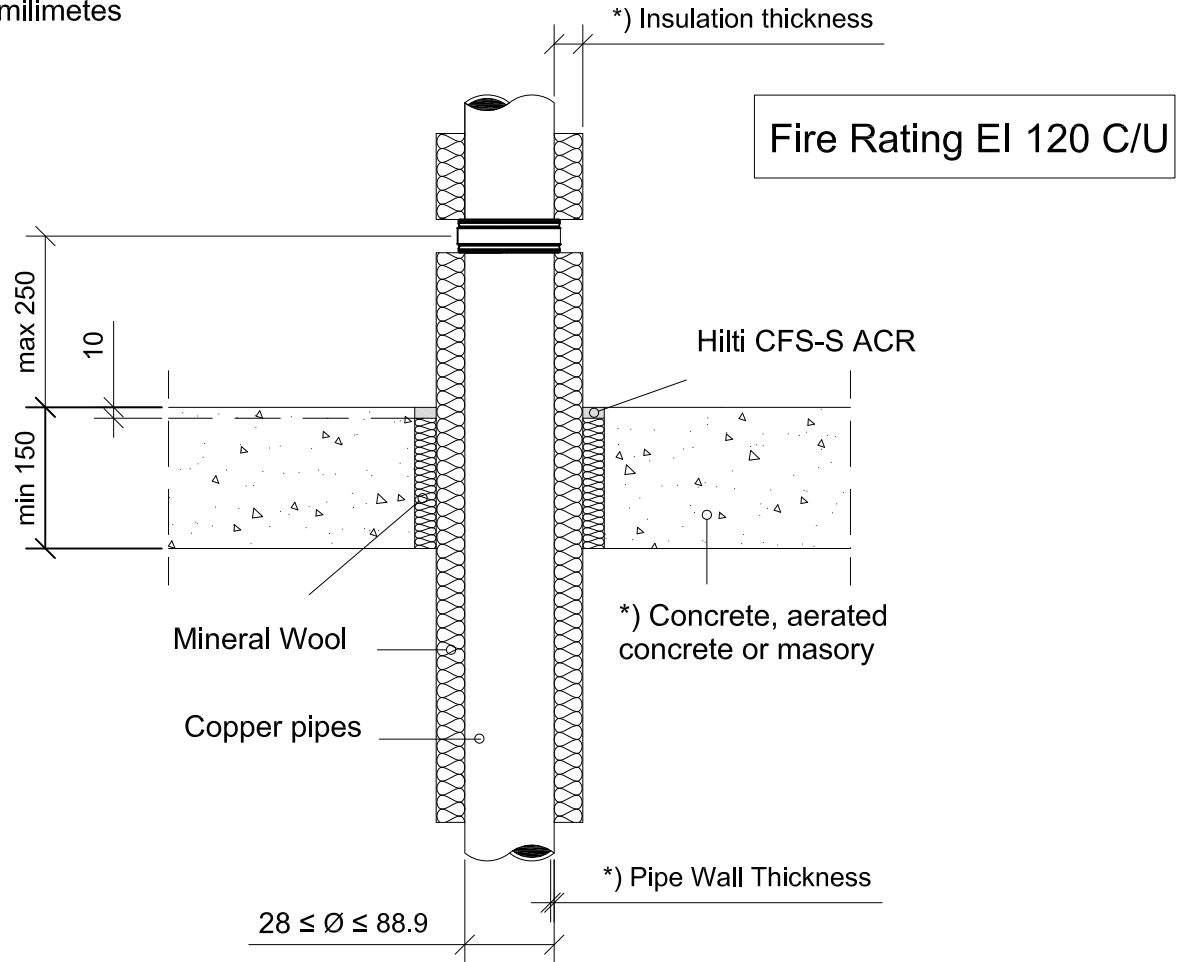
FIRESTOP ACRYLIC SEALANT

0028_01

REV
00

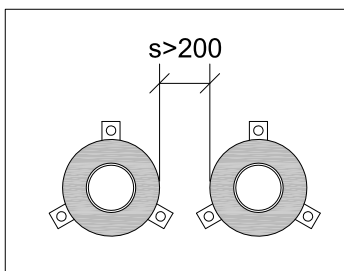
No scale

All units are in millimetres



*) Pipe wall and insulation thickness

Density Base Material	Pipe Ø	Pipe Wall Thickness	Insulation Thickness	Insulation	Seal diameter
≥550 kg/m ³	28-42	1.0/1.5-14.2	20	Interrupted	≤ 300
	42	1.5-14.2	≥20	Sustained	≤ 300
	42	1.5-14.2	≥40	Interrupted	≤ 300
≥2400 kg/m ³	28-42	1.0/1.5-14.2	≥20	Sustained	≤ 300
	28-42	1.0/1.5-14.2	≥20	Interrupted	≤ 300
	42-88.9	1.5/2.0-14.2	≥40	Interrupted	≤ 300



Minimum distance between seals

- Approval ETA-10/0292 of 31/01/2013
- Reaction to fire acc EN 13501-1
- Fire resistance test acc 1366-3
- Installation according to Hilti instructions



CONTENTS

Metal Pipe in a rigid floor

ID

POT-RF-MP-0029

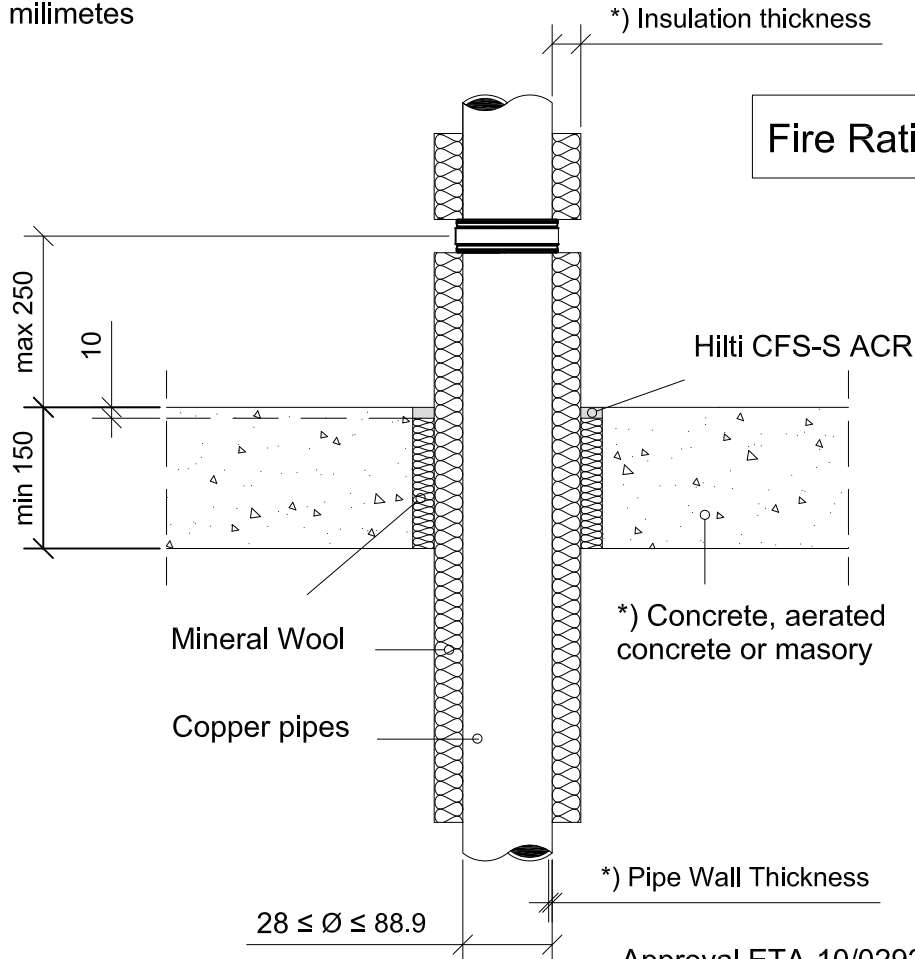
FIRESTOP ACRYLIC SEALANT

0029_01

REV
00

No scale

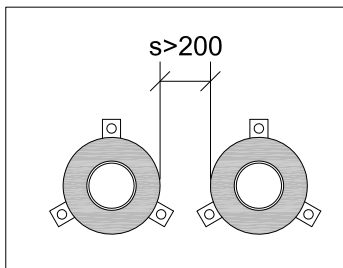
All units are in millimetres



- Approval ETA-10/0292 of 31/01/2013
- Reaction to fire acc EN 13501-1
- Fire resistance test acc 1366-3
- Installation according to Hilti instructions

*) Pipe wall and insulation thickness

Density Base Material	Pipe Ø	Pipe Wall Thickness	Insulation Thickness	Insulation	Seal diameter	Length on each side
≥550 kg/m ³	28-42	1.0/1.5-14.2	20-40	Interrupted	≤ 300	≥600
	28-42	1.0/1.5-14.2	40	Interrupted	≤ 300	≥500
	42	1.5-14.2	20	Sustained	≤ 300	≥450
	42	1.5-14.2	20-40	Sustained	≤ 300	≥700
	42	1.5-14.2	20-40	Interrupted	≤ 300	≥500
	42-88.9	1.5/2.0-14.2	40	Sustained	≤ 300	≥700
≥2400 kg/m ³	28-42	1.0/1.5-14.2	20	Sustained	≤ 300	≥450
	28-42	1.0/1.5-14.2	20-40	Interrupted	≤ 300	≥500
	28-42	1.0/1.5-14.2	20-40	Sustained	≤ 300	≥700
	42	1.5-14.2	20-40	Sustained	≤ 300	≥700
	42-88.9	1.5/2.0-14.2	40	Sustained	≤ 300	≥700
	42-88.9	1.5/2.0-14.2	40	Interrupted	≤ 300	≥500



Minimum distance between seals

LEGAL NOTICE: This template contains Hilti Intellectual Property which is legally protected, including Community registration of Hilti trademarks. For use only by Hilti customers and in conjunction with Hilti products. No third party use/products is authorised and breaches Hilti's intellectual property rights. Hilti accepts no responsibility for unauthorized use and reserves all rights to take legal action to enforce its rights in law.



CONTENTS

Metal Pipe in a rigid floor

ID

POT-RF-MP-0030

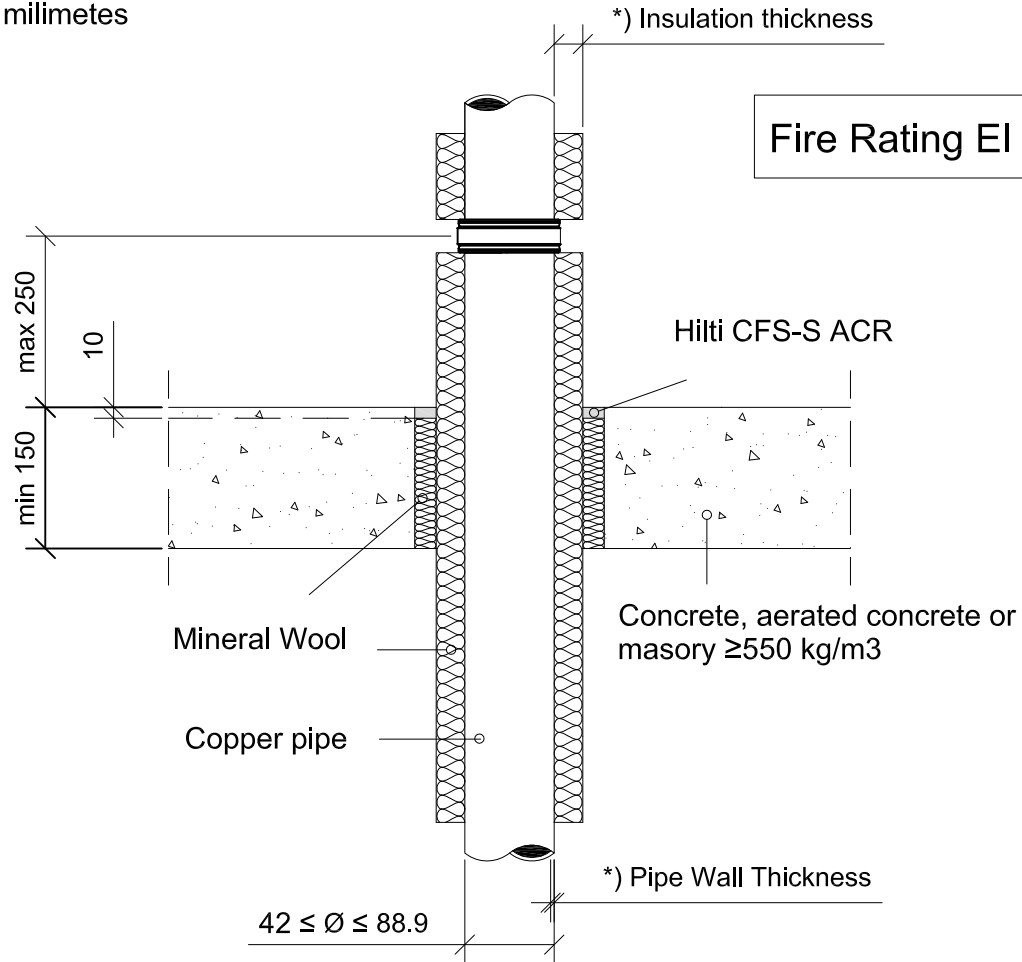
FIRESTOP ACRYLIC SEALANT

0030_01

REV
00

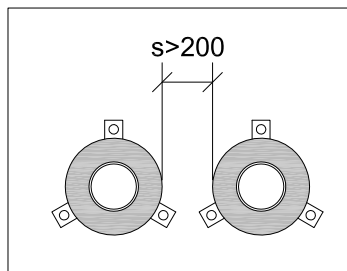
No scale

All units are in millimetres



*) Pipe wall and insulation thickness

Pipe Ø	Pipe Wall Thickness	Insulation Thickness	Insulation	Seal diameter
42-88.9	1.5/2.0-14.2	≥40	Sustained	≤ 300



Minimum distance between seals

- Approval ETA-10/0292 of 31/01/2013
- Reaction to fire acc EN 13501-1
- Fire resistance test acc 1366-3
- Installation according to Hilti instructions



CONTENTS

Metal Pipe in a rigid floor

ID

POT-RF-MP-0031

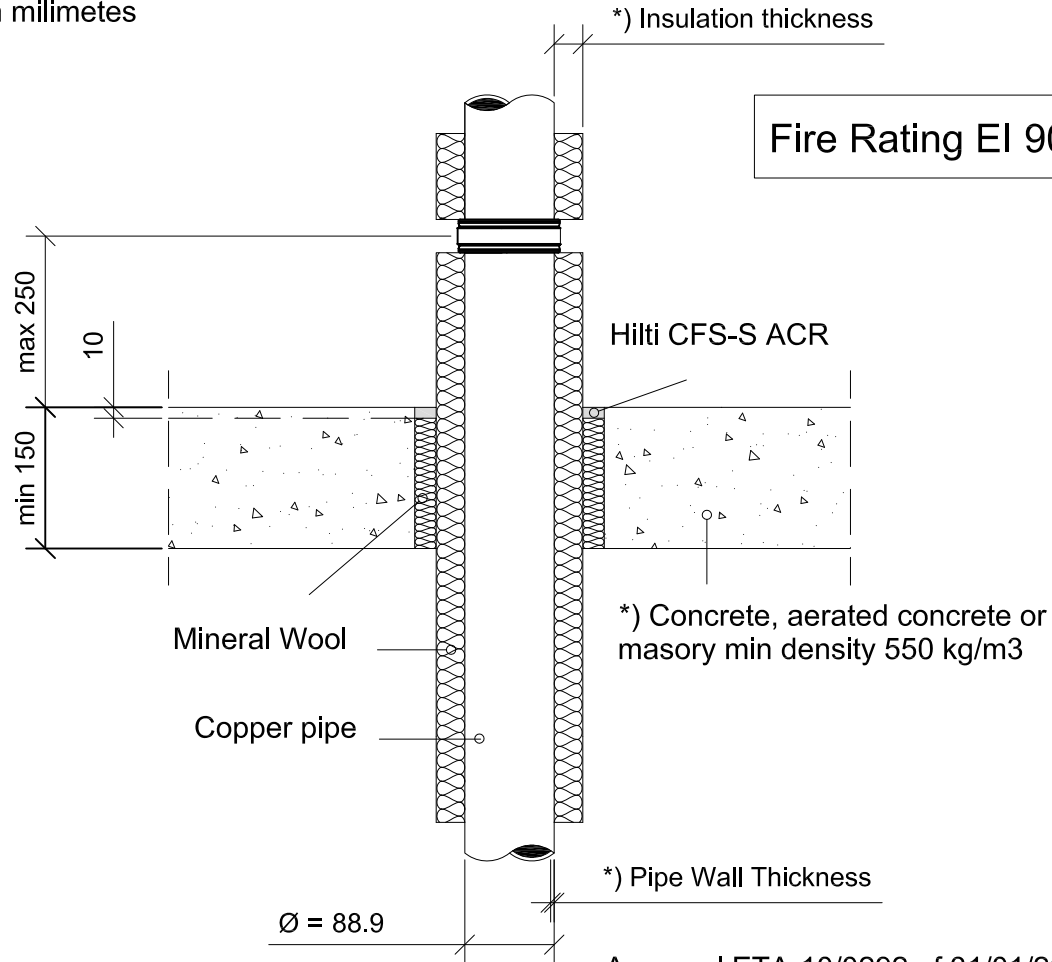
FIRESTOP ACRYLIC SEALANT

0031_01

REV
00

No scale

All units are in millimetres

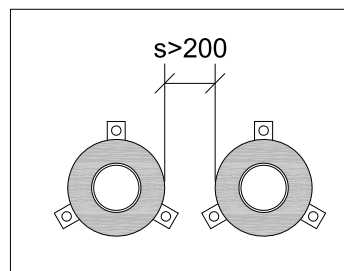


Fire Rating EI 90 C/U

- Approval ETA-10/0292 of 31/01/2013
- Reaction to fire acc EN 13501-1
- Fire resistance test acc 1366-3
- Installation according to Hilti instructions

*) Pipe wall and insulation thickness

Pipe Ø	Pipe Wall Thickness	Insulation Thickness	Insulation	Seal diameter	Length on each side
88.9	2.0-14.2	40	Sustained	≤ 300	≥ 500



Minimum distance between seals



CONTENTS

Metal Pipe in a rigid floor

ID

POT-RF-MP-0032

FIRESTOP ACRYLIC SEALANT

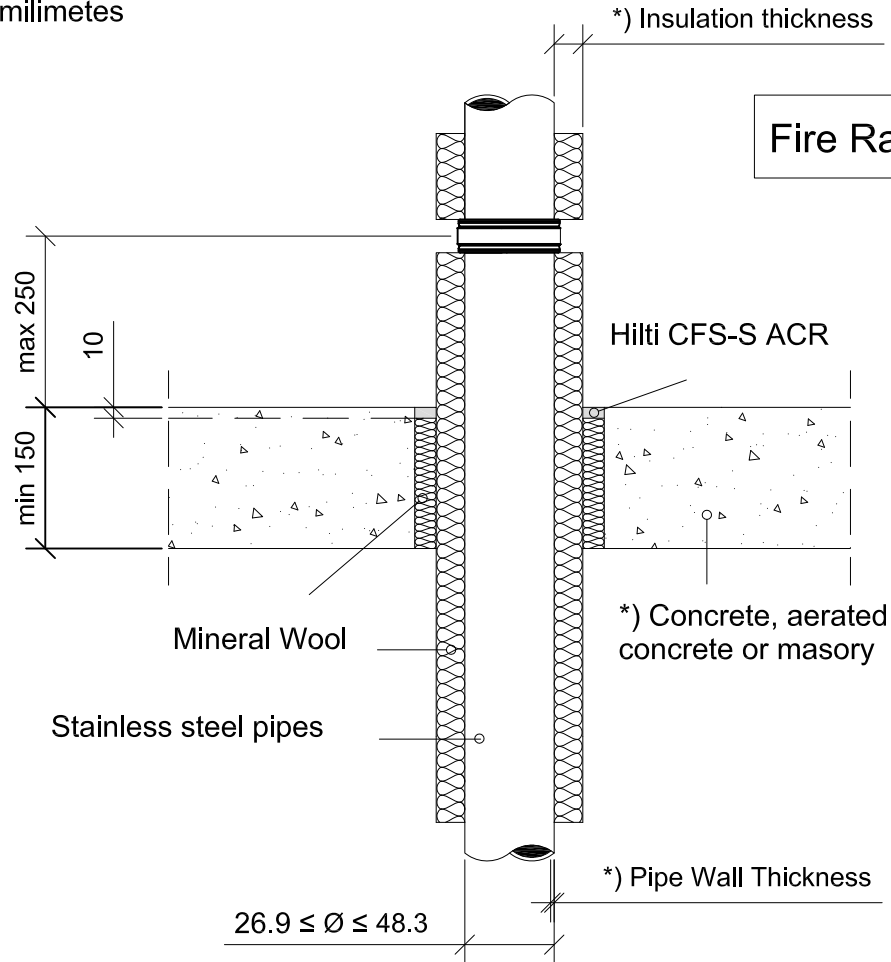
0032_01

REV

00

No scale

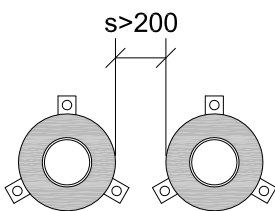
All units are in millimetres



*) Pipe wall and insulation thickness

Density Base Material	Pipe Ø	Pipe Wall Thickness	Insulation Thickness	Insulation	Seal diameter
≥2400 kg/m ³	28	1.0-14.2	≥20	Sustained	≤ 260

Density Base Material	Pipe Ø	Pipe Wall Thickness	Insulation Thickness	Insulation	Annular Space
≥550 kg/m ³	26.9-48.3	1.4/1.6-14.2	≥20	Sustained	13-48
	26.9-48.3	1.4/1.6-14.2	≥20	Sustained	13-48



Minimum distance between seals

- Approval ETA-10/0292 of 31/01/2013
- Reaction to fire acc EN 13501-1
- Fire resistance test acc 1366-3
- Installation according to Hilti instructions



CONTENTS

Metal Pipe in a rigid floor

ID

POT-RF-MP-0033

FIRESTOP ACRYLIC SEALANT

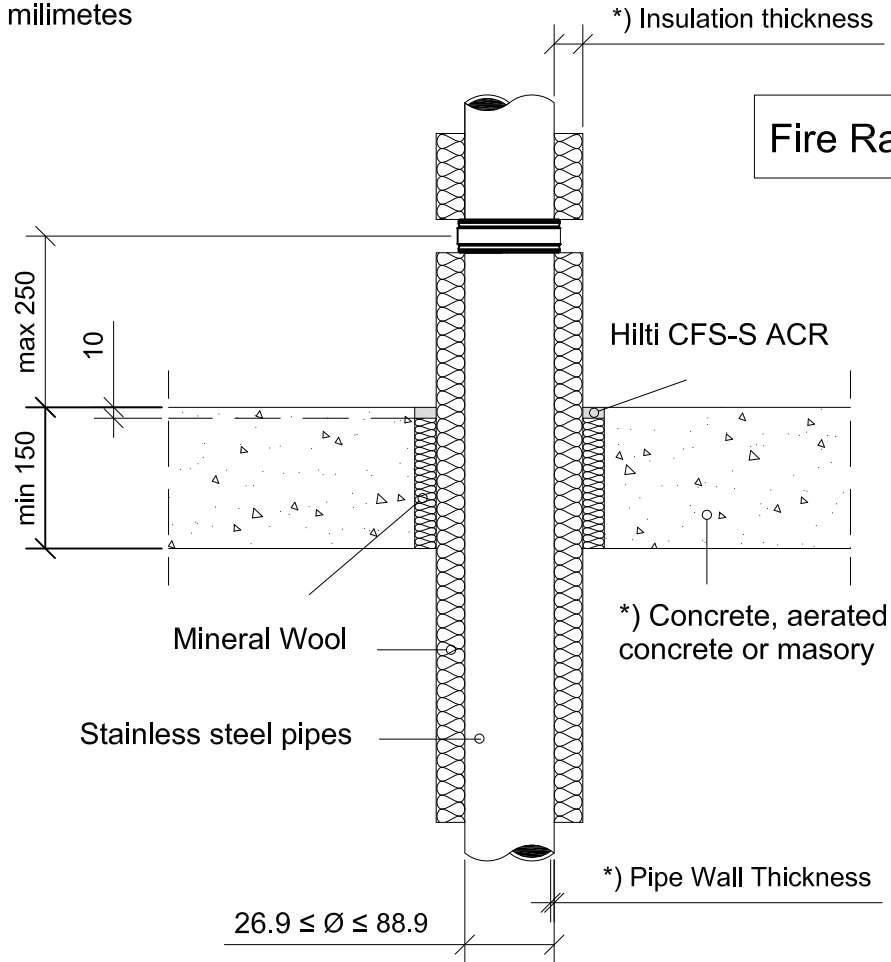
0033_01

REV

00

No scale

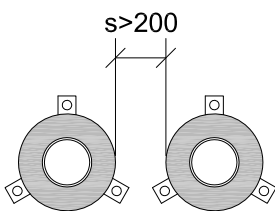
All units are in millimetres



*) Pipe wall and insulation thickness

Density Base Material	Pipe Ø	Pipe Wall Thickness	Insulation Thickness	Insulation	Seal diameter	Length on each side
≥2400 kg/m ³	28	1.0/1.5-14.2	20	Sustained	≤ 260	≥425
	88.9	2.0-14.2	≥40	Sustained	≤ 260	≥700
	88.9	2.0-14.2	≥40	Interrupted	≤ 260	≥500

Density Base Material	Pipe Ø	Pipe Wall Thickness	Insulation Thickness	Insulation	Annular Space	Length on each side
≥550 kg/m ³	88.9	2.0-14.2	40	Sustained	13-48	≥700
	26.9-48.3	1.4/1.6-14.2	20	Sustained	13-48	≥450
	26.9-48.3	1.4/1.6-14.2	20	Interrupted	13-48	≥450



Minimum distance between seals

- Approval ETA-10/0292 of 31/01/2013
- Reaction to fire acc EN 13501-1
- Fire resistance test acc 1366-3
- Installation according to Hilti instructions

LEGAL NOTICE: This template contains Hilti Intellectual Property which is legally protected, including Community registration of Hilti trademarks. For use only by Hilti customers and in conjunction with Hilti products. No third party use/products is authorised and breaches Hilti's intellectual property rights. Hilti accepts no responsibility for unauthorized use and reserves all rights to take legal action to enforce its rights in law.



CONTENTS

Metal Pipe in a rigid floor

ID

POT-RF-MP-0034

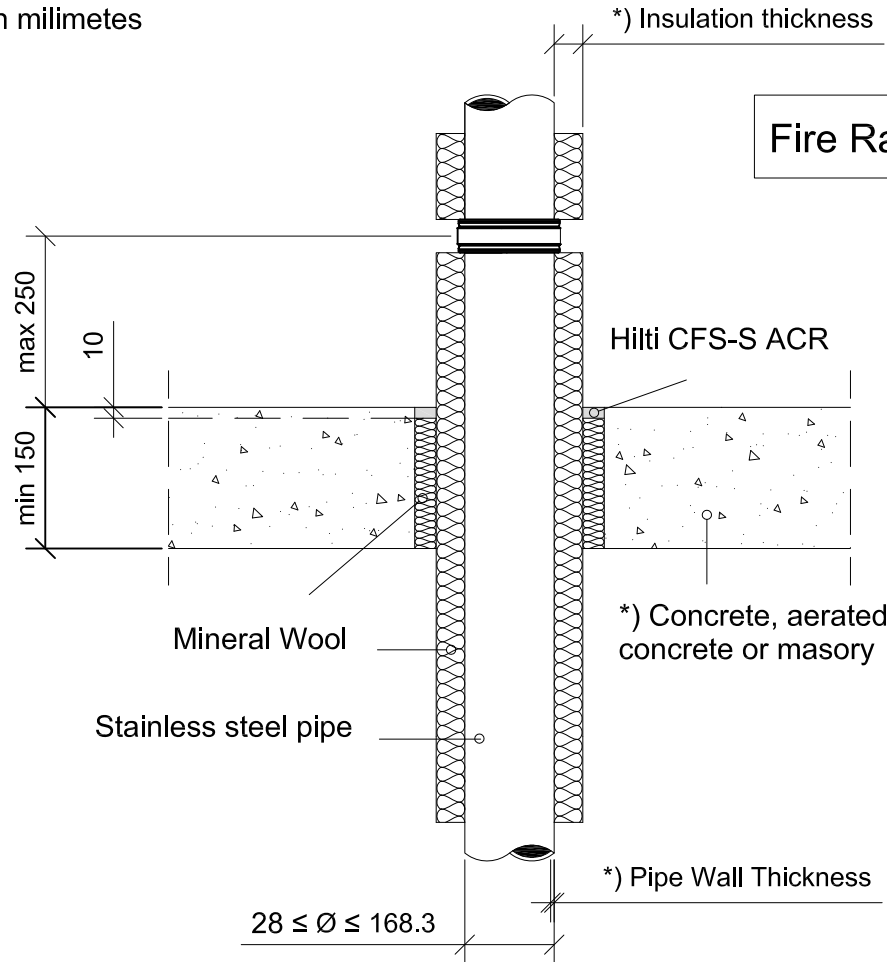
FIRESTOP ACRYLIC SEALANT

0034_01

REV
00

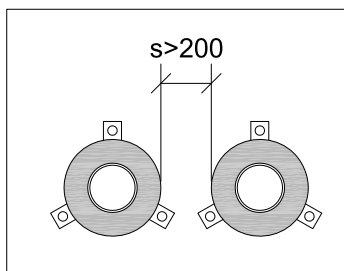
No scale

All units are in millimetres



*) Pipe wall and insulation thickness

Density Base Material	Pipe Ø	Pipe Wall Thickness	Insulation Thickness	Insulation	Seal diameter
≥550 kg/m ³	28-42	1.0/1.5-14.2	>20	Interrupted	≤ 300
	42	1.5-14.2	>20	Sustained	≤ 300
	42	1.5-14.2	>40	Interrupted	≤ 300
	26.9-168.3	1.4/2.6-14.2	>40	Sustained	≤ 300
	26.9-168.3	1.4/2.6-14.2	>40	Interrupted	≤ 300
≥2400 kg/m ³	28-42	1.0/1.5-14.2	>20	Sustained	≤ 300
	28-42	1.0/1.5-14.2	>20	Interrupted	≤ 300
	42-88.9	1.5/2.0-14.2	40	Interrupted	≤ 300



Minimum distance between seals

- Approval ETA-10/0292 of 31/01/2013
- Reaction to fire acc EN 13501-1
- Fire resistance test acc 1366-3
- Installation according to Hilti instructions



CONTENTS

Metal Pipe in a rigid floor

ID

POT-RF-MP-0035

FIRESTOP ACRYLIC SEALANT

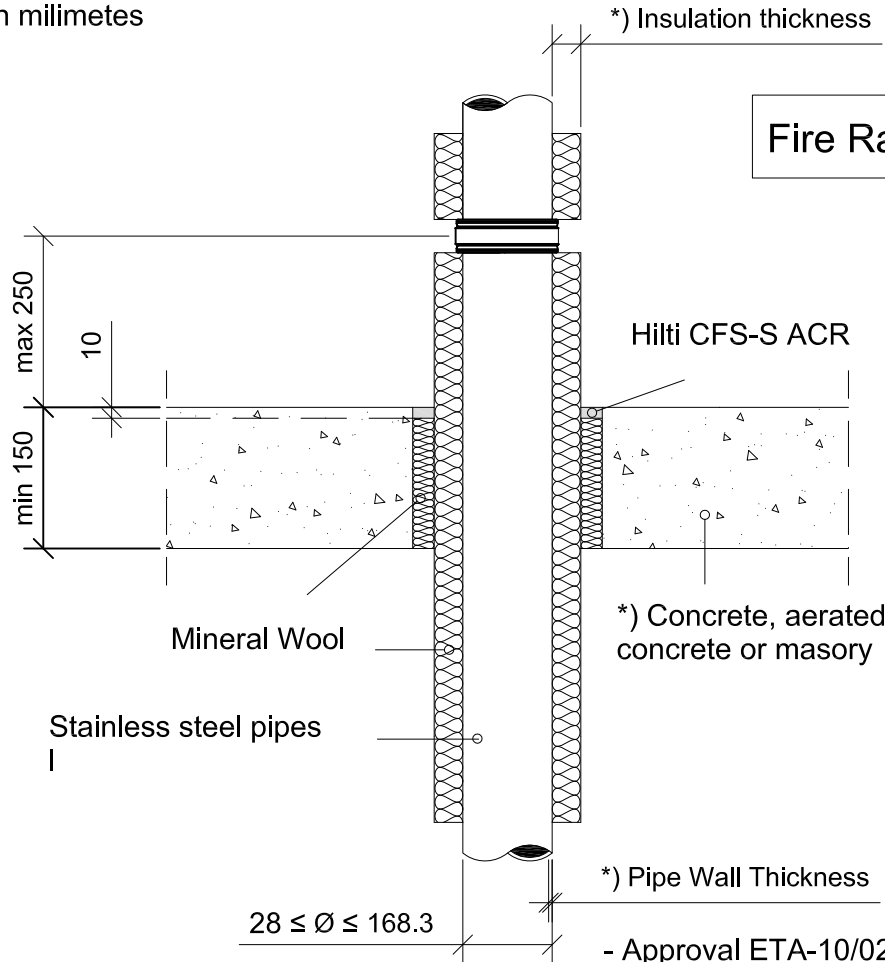
0035_01

REV

00

No scale

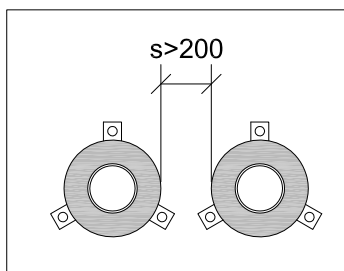
All units are in millimetres



- Approval ETA-10/0292 of 31/01/2013
- Reaction to fire acc EN 13501-1
- Fire resistance test acc 1366-3
- Installation according to Hilti instructions

*) Pipe wall and insulation thickness

Density Base Material	Pipe Ø	Pipe Wall Thickness	Insulation Thickness	Insulation	Seal diameter	Length on each side
≥550 kg/m ³	28-42	1.0/1.5-14.2	20-40	Interrupted	≤ 300	≥600
	28-42	1.0/1.5-14.2	40	Interrupted	≤ 300	≥500
	42	1.5-14.2	20	Sustained	≤ 300	≥450
	42	1.5-14.2	20-40	Sustained	≤ 300	≥700
	42	1.5-14.2	20-40	Interrupted	≤ 300	≥500
	42-88.9	1.5/2.0-14.2	40	Sustained	≤ 300	≥700
	168.3	2.6-4.5	40	Sustained	≤ 300	≥700
	168.3	2.6-4.5	40	Interrupted	≤ 300	≥500
≥2400 kg/m ³	28-42	1.0/1.5-14.2	20	Sustained	≤ 300	≥450
	28-42	1.0/1.5-14.2	20-40	Interrupted	≤ 300	≥500
	28-42	1.0/1.5-14.2	20-40	Sustained	≤ 300	≥700
	42	1.5-14.2	20-40	Sustained	≤ 300	≥700
	42-88.9	1.5/2.0-14.2	40	Sustained	≤ 300	≥700
	42-88.9	1.5/2.0-14.2	40	Interrupted	≤ 300	≥500



Minimum distance between seals

LEGAL NOTICE: This template contains Hilti Intellectual Property which is legally protected, including Community registration of Hilti trademarks. For use only by Hilti customers and in conjunction with Hilti products. No third party use/products is authorised and breaches Hilti's intellectual property rights. Hilti accepts no responsibility for unauthorized use and reserves all rights to take legal action to enforce its rights in law.



CONTENTS

Metal Pipe in a rigid floor

ID

POT-RF-MP-0038

FIRESTOP ACRYLIC SEALANT

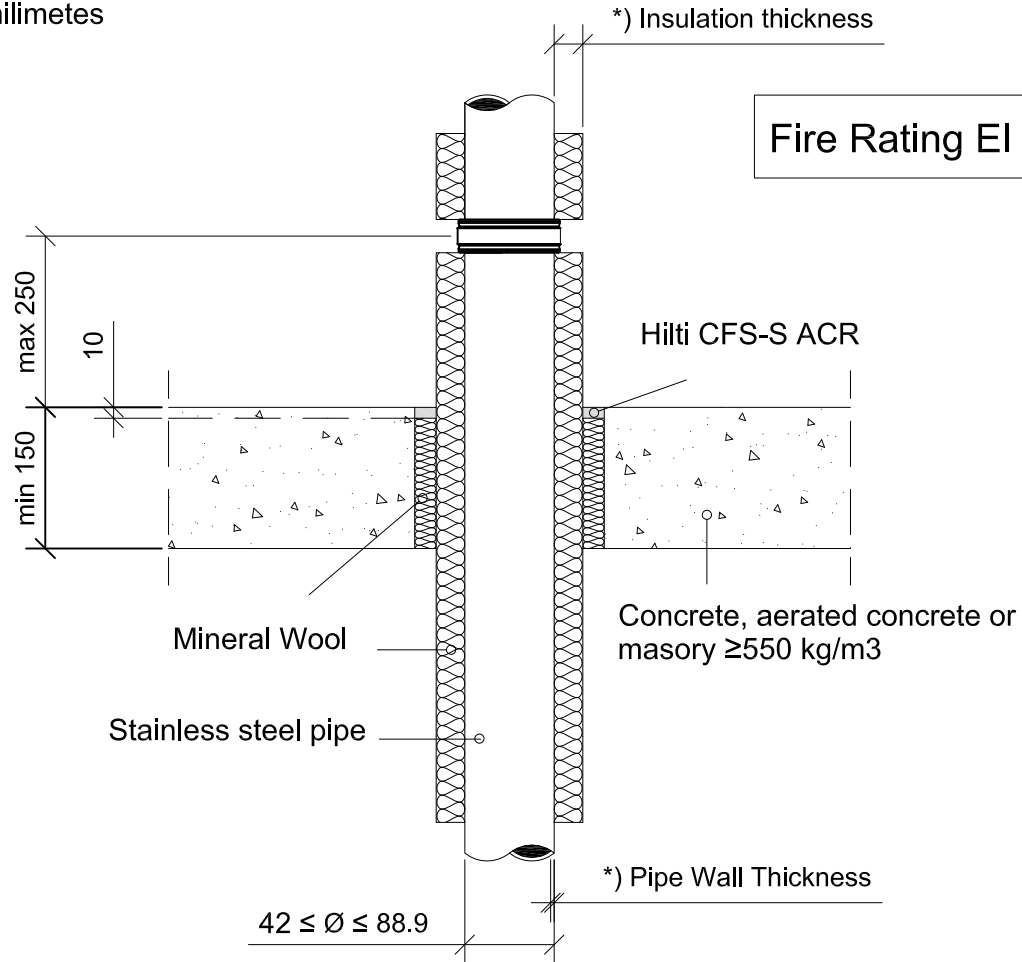
0038_01

REV

00

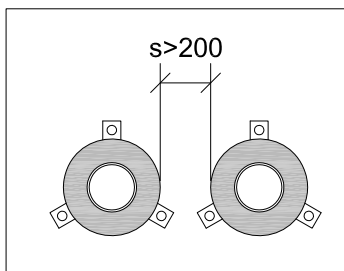
No scale

All units are in millimetres



*) Pipe wall and insulation thickness

Pipe Ø	Pipe Wall Thickness	Insulation Thickness	Insulation	Seal diameter
42-88.9	1.5/2.0-14.2	≥40	Sustained	≤ 300



Minimum distance between seals

- Approval ETA-10/0292 of 31/01/2013
- Reaction to fire acc EN 13501-1
- Fire resistance test acc 1366-3
- Installation according to Hilti instructions



CONTENTS

Metal Pipe in a rigid floor

ID

POT-RF-MP-0039

FIRESTOP ACRYLIC SEALANT

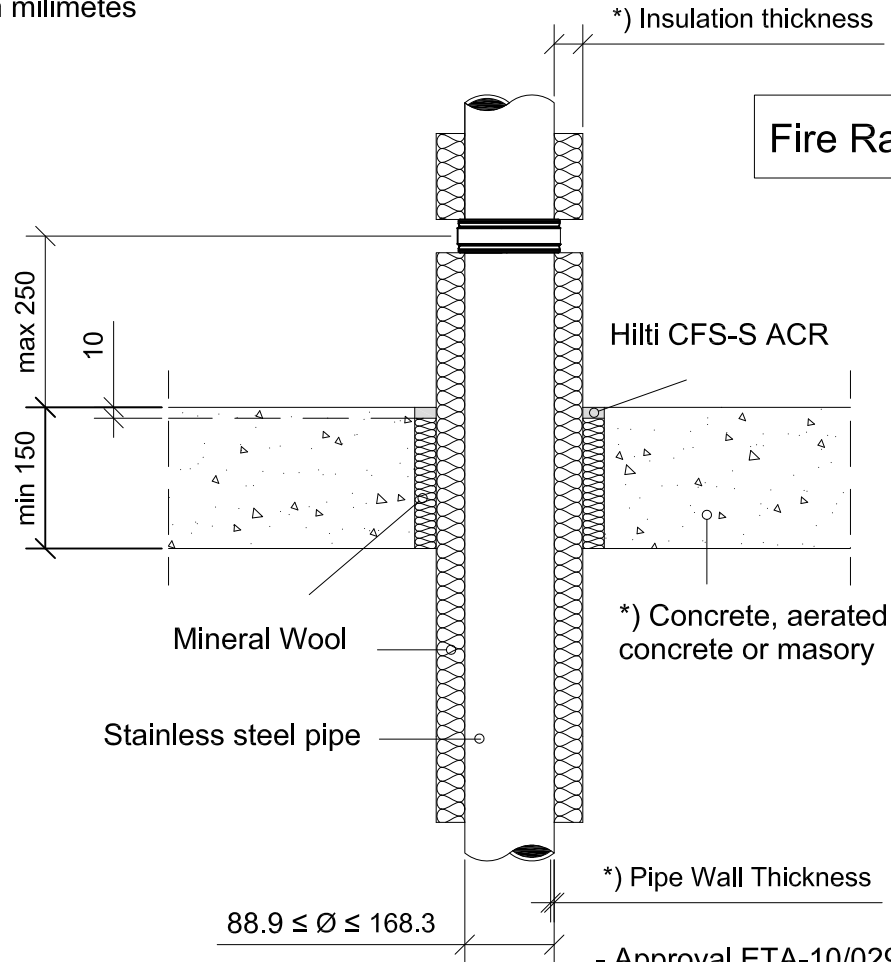
0039_01

REV

00

No scale

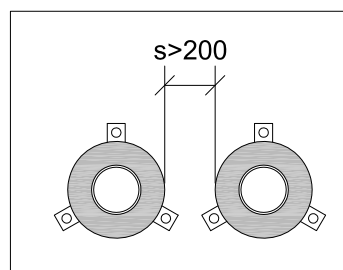
All units are in millimetres



- Approval ETA-10/0292 of 31/01/2013
- Reaction to fire acc EN 13501-1
- Fire resistance test acc 1366-3
- Installation according to Hilti instructions

*) Pipe wall and insulation thickness

Density Base Material	Pipe Ø	Pipe Wall Thickness	Insulation Thickness	Insulation	Seal diameter	Length on each side
≥550 kg/m ³	88.9	2.0-14.2	40	Sustained	≤ 300	≥500
	168.3	2.6-4.5	40	Sustained	≤ 300	≥500



Minimum distance between seals